


Balls, Mounts, Pins, Receivers & Pintles

- Ball Adapters
- Ball Mount Adapters
- Super Truss Extensions
- Ball Mounts
- Clevis Mount
- Pintles & Components
- Combo Tubes & Receiver Parts
- Cover Accessories
- Hitch Balls
- Hitch Pins, Locks

Balls, Mounts, Pins, Receivers & Pintles

Hitch Receivers Curt Hitches

Class 1,2,3,4 & 5 Hitch Receivers



UNDERSTANDING TOWING

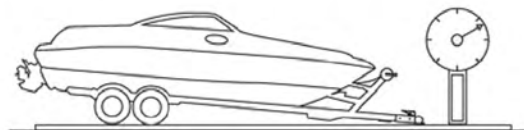
Ask your sales representative for a current Vehicle Fit Guide, or visit wholesaletrailer.com

It is very important to review an operator's manual before purchasing a towing system. Your vehicle manual has helpful information about your vehicle's capabilities and limitations.

You also need to be aware of the different laws and restrictions which exist when you tow from state to state. The State Patrol is a good resource for information.

Gross Trailer Weight

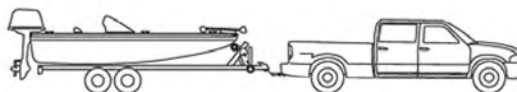
(GTW) The gross trailer weight is the weight of the trailer & cargo. Measure this by putting the fully loaded trailer on a vehicle scale.



Weight Carrying

(WC) The total weight of both the trailer and the cargo inside. Never exceed the weight capacity of your trailer hitch. This applies to loads without a weight distribution hitch installed.

Boat + Trailer + Cooler + Fishing Gear = Weight Carrying

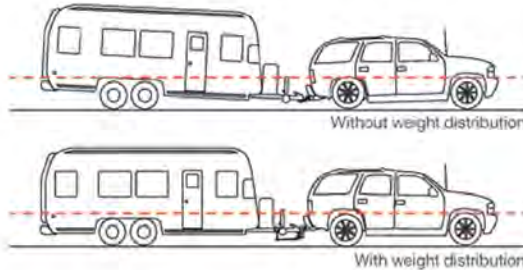


Balls, Mounts, Pins, Receivers & Pintles

Hitch Receivers Class 1,2,3,4 & 5 Hitch Receivers

Weight Distribution

(WD) Used to balance the weight of the cargo between the front and rear wheels throughout the trailer, allowing for better steering, braking, and level riding. Not to be used on class I or II receivers, or with surge brakes. See page 168 for our weight distribution products.



Sway Control

A device used to reduce the lateral movements of the trailer that are caused by the wind. This may be used in conjunction with a weight distribution hitch or alone. Do not use this on a class I or II hitch, or with surge brakes. See page 168 for our sway control products.



Trailer Balls

Connection from the hitch to the trailer.

- There are many factors that determine the correct hitch ball:
- Most important is the hitch ball's gross trailer weight rating.
 - The mounting platform must be at least 3/8" thick.
 - The hole diameter must not be more than 1/16" larger than the threaded shank.
 - Every time you tow, check the nut and lock washer to make sure they are fastened securely.

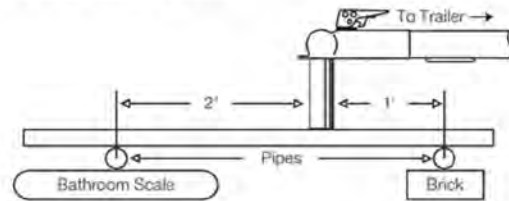
See page 132 for our complete trailer balls line.



- A: Ball Diameter
- B: Shank Length
- C: Shank Diameter
- D: Shank Rise

Tongue Weight

(TW) The downward force that is exerted on the hitch ball by the coupler. The tongue weight will vary depending on where the load is positioned in relationship to the trailer axle(s). To measure the tongue weight, use either a commercial scale or a bathroom scale with the coupler at towing height. When using a bathroom scale, use the method shown and multiply the scale reading by three.



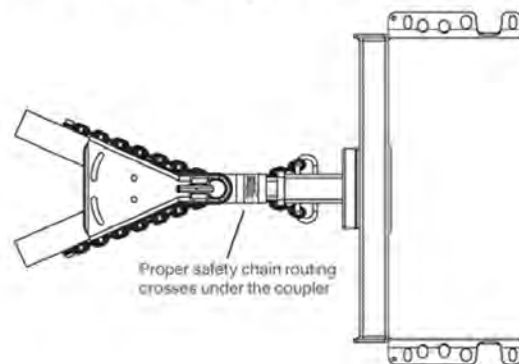
Safety Chains

Safety chains are required by law and should be crossed under the tongue of the trailer so that the tongue will not drop to the road if it becomes separated from the hitch. Always leave enough slack so you can turn. Never allow the safety chains to drag on the ground and never attach the chains to the bumper.

Trailer classification: safety chain breaking force - minimum

- Class I: 2,000 lbs. (8.9 kN)
- Class II: 3,500 lbs. (15.6 kN)
- Class III: 5,000 lbs. (22.2 kN)

Each safety chain or safety cable must equal or exceed the GTWR of the trailer. See page 179 for custom chain.



Ask your sales representative for a current
Vehicle Fit Guide, or visit wholesaletrailer.com

Balls, Mounts, Pins, Receivers & Pintles

Hitch Receivers Class 1,2,3,4 & 5 Hitch Receivers

Ball Mounts

The ball mount is placed inside the opening of the receiver hitch which is mounted to the vehicle. Make sure a hitch pin and clip is properly securing the ball mount to the receiver hitch before you begin towing. See page 122 for our selection of ball mounts.



Couplers

The component that is placed over the trailer ball to connect the vehicle to the trailer. Coupler size must match the size of the hitch ball. Ensure the coupler handle is securely fastened. Trailer coupler size determines trailer ball size. Be sure your coupler is properly adjusted to the ball you are using. See our couplers on page 170.



Bumper Hitches

These hitch applications are used only for light weight towing, including bike racks and cargo carriers. Towing should not exceed vehicle bumper's gross towing weight. Hitch capacities are limited to bumper capacities. See page 30 for our bumper hitches. Do not use a weight distribution hitch with these products.



Hitch Box
5,000 lbs. GTW
500 lbs. TW

Step Bumper Hitch
5,000 lbs. GTW
500 lbs. TW

Bumper Hitch
4,000 lbs. GTW
400 lbs. TW

Hitch Pins/Locks

For securing all ball mounts to receiver style hitches. Hitch locks protect against ball mount theft. See page 137 for towing security products.



Ask your sales representative for a current Vehicle Fit Guide, or visit wholesaletrailer.com

Receiver Hitches

The primary device attached to the vehicle, which allows you to tow. It is very important to choose the correct class of receiver hitch. Gross trailer weight and tongue weight will determine

the hitch that is needed. Do not exceed the lowest rating of any component of your towing system. See the CURT hitch application guide on page 32 for specific hitch availability.



Class 1
Ball Mount, Pin & Clip Included
Up to 2,000 lbs. GTW
Up to 200 lbs. TW
1 1/4" Receiver Tube



Class 2
Ball Mount, Pin & Clip Included
2,500 - 3,500 lbs. GTW
250 - 350 lbs. TW
1 1/4" Receiver Tube



Class 3
(Round Tube)
3,500 - 8,000 lbs. GTW
350 - 800 lbs. TW
Up to 12,000 lbs. WD
Up to 1,200 lbs. WDTW
2" Receiver Tube



Heavy Duty (H)
10,000 - 12,000 lbs. GTW
1,000 - 1,200 lbs. TW
12,000 - 14,000 lbs. WD
1,200 - 1,400 lbs. WDTW
2" Receiver Tube



Xtra Duty (X)
Up to 15,000 lbs. GTW
Up to 1,500 lbs. TW
Up to 16,000 lbs. WD
Up to 1,600 lbs. WDTW
2" Receiver Tube



Commercial Duty (C)
Up to 18,000 lbs. GTW
Up to 1,800 lbs. TW
Up to 18,000 lbs. WD
Up to 1,800 lbs. WDTW
2 1/2" Receiver Tube



Front Mount
Up to 5,000 lbs. GTW
Up to 500 lbs. TW
9,000 lbs. Straight Line Pull
2" Receiver Tube

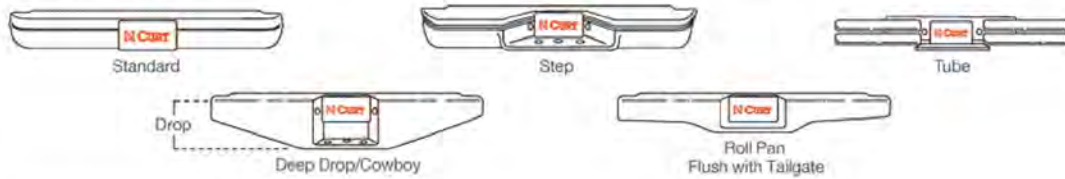


RV Receiver Hitches
3,500 - 5,000 lbs. GTW
350 - 500 lbs. TW
3,500 - 6,000 lbs. WD
350 - 600 lbs. WDTW
2" Receiver Tube

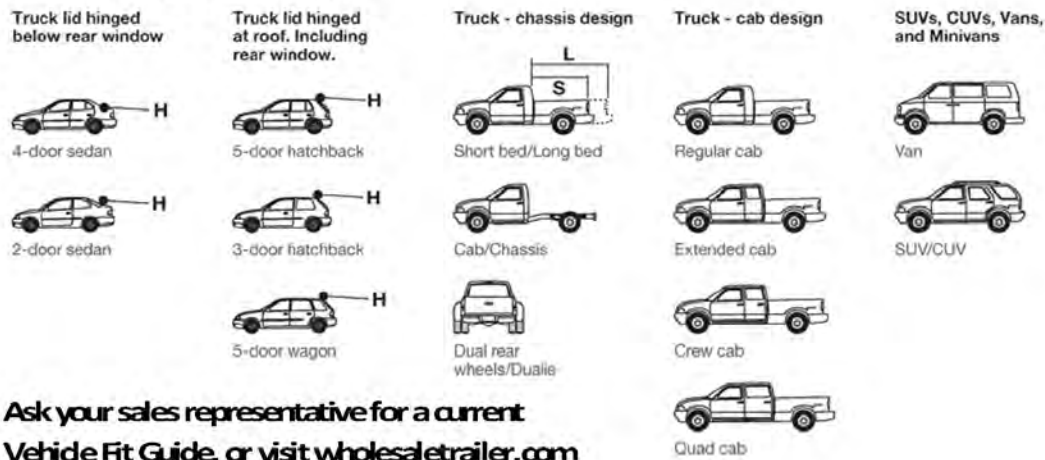
Balls, Mounts, Pins, Receivers & Pintles

Hitch Receivers Class 1,2,3,4 & 5 Hitch Receivers

Bumper Styles










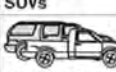
Passenger Car & Truck Styles



Ask your sales representative for a current Vehicle Fit Guide, or visit wholesaletrailer.com

Hitch Selection Guide

Use this table to select the correct class of hitch for your vehicle. Refer to not only vehicle type, but also the trailer(s) that you will be towing. See the CURT hitch application guide on page 32 for specific hitch availability.

Trailer Types				
Weight Ratings	Class I 2,000 lbs. GTW 200 lbs. TW	Class II 3,500 lbs. GTW 350 lbs. TW	Class III 3,500-6,000 lbs. GTW 350-600 lbs. TW	Class IV-V 6,000-18,000 lbs. GTW 600-1,800 lbs. TW
 Subcompact/ Compact Cars	Class I Receiver			
 Mid-size Cars/ Small Pickups	Class I Receiver	Class II Receiver	Class III Receiver with Weight Distribution Hitch	
 Minivans/ SUVs	Class I Receiver	Class II Receiver	Class III Receiver with Weight Distribution Hitch	
 Full-size Cars/Pickups/ Vans/Utility Vehicles	Class I Receiver	Class II Receiver	Class III Receiver with Weight Distribution Hitch	Class III Receiver with Weight Distribution Hitch or Class IV-V Receiver

Balls, Mounts, Pins, Receivers, & Pintles





Balls, Mounts, Pins, Receivers & Pintles

Hitch Receivers Class 1,2,3,4 & 5 Hitch Receivers








How Much Can You Safely Tow?

CURT Manufacturing recommends the use of hitches showing a weight distributing (WD) rating when carrying a personal mobility vehicle (power wheel chair, scooter, etc.). Use of a lower capacity hitch may void warranty and could result in damage to both the carried and carrying vehicles.

For more information, contact the CURT Technical Support line at 1-800-798-0813.

Gross Trailer Weight	1,000 lbs.	2,000 lbs.	3,000 lbs.	4,000 lbs.	5,000 lbs.	6,000 lbs.	7,000 lbs.	8,000 lbs.	10,000 lbs.	18,000 lbs.
Tongue Weight	100 lbs.	200 lbs.	300 lbs.	400 lbs.	500 lbs.	600 lbs.	700 lbs.	800 lbs.	1,000 lbs.	1,800 lbs.
Classes	Class I									
	Class II									
	Class III									
	Class IV									
	Class V									
 Camper	11'	12'	13'	14'	15'	16'				
 Vacation	14'	16'	18'	20'	22'	24'	26'	28'	30'	32'
 Vacation	14'	16'	18'	20'	22'	24'	26'	28'	30'	32'
 5th Wheel	Refer to owner's manual for towing capabilities and limitations									

Estimated Trailer Only Weights

 Boat	Aluminum 12-15 feet - Trailer Weight = 200 lbs. 16-20 feet - Trailer Weight = 300 lbs.	
 Boat	Fiberglass Up to 17 feet - Trailer Weight = 200 lbs. 21-22 feet - Trailer Weight = 670 lbs. 18-20 feet - Trailer Weight = 300 lbs. 22-24 feet - Trailer Weight = 670 lbs.	
 Recreational Vehicle	Motorcycle, Snowmobile, ATV, Personal Watercraft Carries two vehicles - Trailer Weight = 250 lbs.	
 Recreational Vehicle	Motorcycle, Snowmobile, ATV, Personal Watercraft Carries four vehicles - Trailer Weight = 250 lbs.	
 Open	Cargo 4 feet by 6 feet - Trailer Weight = 450 lbs. 5 feet by 8 feet - Trailer Weight = 450 lbs.	
 Horse	One Horse Vehicle Trailer Weight = 1,000 lbs.	Two Horse Vehicle Trailer Weight = 1,800 lbs.
 Other	Car Transport Trailer Weight = 1,800 lbs. Garden or Equipment Trailer Weight = 1,800 lbs.	Tow Dolly Trailer Weight = 500 lbs.

Balls, Mounts, Pins, Receivers & Pintles

Hitch Receivers Class 1,2,3,4 & 5 Hitch Receivers

Wiring Systems

CURT Manufacturing electrical products are designed to deliver unsurpassed levels of performance, reliability and durability. The use of surface mount technology (SMT) components is just one of the steps CURT has taken to achieve this. SMT components are the most up-to-date parts available for circuit designs. SMT components offer lower resistance, less heat generation and longer life cycles than more common, out-of-date, through-hole mounted components.

CURT applies SMT to a full line of taillight converters and to any T-connector with a built-in converter.

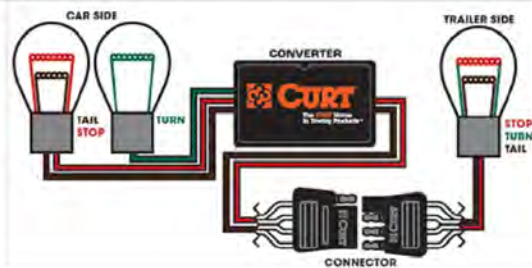
2 Wire Systems

Still common in the automotive industry and the simplest form of trailer wiring. This system sends the stop/turn signal along one wire, while the tail signal is separate.



3 Wire Systems

The most common in the automotive industry, while being simple enough to wire with a converter of choice. The stop, tail and turn signals are all sent on separate wires going into the converter, which then converts the signals to a two-wire system.

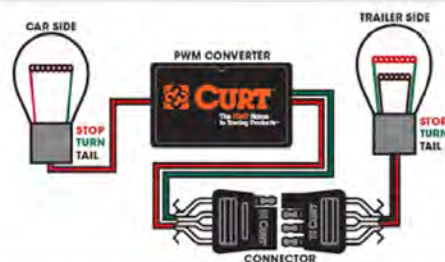


PWM Systems

More and more vehicles on the market today use PWM (pulse width modulation) wiring systems, sometimes called "multiplex" systems. These are systems that vary the signal intensity over one wire to initiate more than one lighting function. In other words, one wire can control more than one light function. There are two known types, type STT (Stop/Turn/Tail) and type ST (Stop/Tail). PWM systems can be either incandescent or LED.

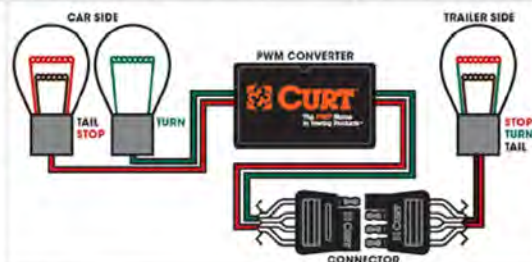
STT Systems

They use a single wire to control the stop, tail and turn signals. For STT Systems use CURT tail light converter 56201.



ST Systems

They use a single wire to control the stop and tail signals. Separate wires are used to control the left and right turn signals. For ST systems use CURT tail light converter 56200.



See the application guide on page 32 for a detailed listing of vehicles with ST & STT systems

Electrical

Trailer lights, electric brakes, break-away systems - every time you tow, be sure to check that all components are working properly.

See page 180 for more detailed information.




Balls, Mounts, Pins, Receivers & Pintles

SuperHitch



The Original SuperHitch frame mounted receiver rated up to 17,000 lbs.

See All In One Fit Guide For Application List



**NO
DRILLING
NEEDED!**



* no drilling on most applications

Lifetime Guarantee

SuperHitch frame mounted receiver rated up to 17,000 lbs. with weight distribution (15,000 weight carrying) in either the upper or lower receivers. (When used without SuperTruss extension.)

Extension towing capacity up to 12,000 lbs. with 48" SuperTruss receiver extension.*

Hardened reinforced hitch pin locations

SuperTruss Extensions available in 8 different lengths from 21" to 60". (Sold Separately)

Designed for up to 12' campers.

Industry Exclusive, Patented Lateral support safety chain assemblies.

Both the SuperHitch frame mount receiver and the SuperTruss receiver extensions use Industry standard 2" x 2" ballmounts.

Eliminates the need for two ball mounts **

Pre-drilled for TorkLift Camper Tie Downs

*12,000 lb. pulling capacity, 1,200 tongue wt. achieved only when used with weight distribution type system. See Dealer for details. Weight carrying capacity on 48" extension, 6,000 lb. pull, 600 lb. tongue wt.

Consult your vehicle owners manual for specific towing capacity. Your truck and trailer weight cannot exceed your vehicle manufacturers towing, cargo, or GCVWR.

** (Camper on, camper off, height variance) obtained by using the ball mount in either upper or lower SuperHitch receiver.

Balls, Mounts, Pins, Receivers & Pintles

Ball Adapters

A: OD B: ID C: OD D: ID E: Mfg.

Item Number	Description	A	B	C	D	E
2984DAT	Reducer Bushing Kit	1in	3/4in	1-1/4in	1in	Master
CU21100	Reducer Bushing	1in	3/4in	N/A	N/A	Curt
CU21101	Reducer Bushing	1in	3/4in	N/A	N/A	Curt
CU21200	Reducer Bushing	1-1/4in	1in	N/A	N/A	Curt
CU21201	Reducer Bushing	1-1/4in	1in	---	---	Curt
CU21300	Reducer Bushing	1-3/8in	1in	N/A	N/A	Curt



Ball Mount Adapters



A: OD B: ID C: Length D: Mfg.

Item Number	SO	Description	Color	A	B	C	D
B1804010		Receiver Extension Dual 6-1/2in	Black	2in	2in	6in/12in	Buyers
BX88264	Yes	Receiver Extension	Black	2in	2in	12in	Blue Ox
BX88265	Yes	Receiver Extension	Black	2in	2in	6in	Blue Ox
CU45006		ATV Ball Mount Adapter	Black	2in	2in	N/A	Curt
CU45013		Receiver Adapter Vertical	Black	2in	2in	N/A	Curt
CU45792		Receiver Extension Dual 8in	Black	2in	2in	8in	Curt
CU45794		Receiver Adapter Rise 4-1/4" No Towing	Black	2in	2in	5-1/4in	Curt

Receiver Extension



A: OD B: ID C: Length D: Mfg.

Item Number	Description	Color	A	B	C	D
CU45048	Receiver Extension 34in	Black	2-1/2in	2in	24-34in	Curt
CU45789	Receiver Extension 7in	Black	1-1/4in	1-1/4in	7in	Curt
CU45791	Receiver Extension 8in	Black	2in	2in	8in	Curt
CU45795	Receiver Extension 14in	Black	2in	2in	14in	Curt
CU45796	Receiver Extension 18in	Black	2in	2in	18in	Curt
HE06	Receiver Extension 7in	Black	2in	2in	7in	Buyers
HE12	Receiver Extension 12in	Black	2in	2in	12in	Buyers
HE18	Receiver Extension 18in	Black	2in	2in	18in	Buyers

Balls, Mounts, Pins, Receivers, & Pintles

Balls, Mounts, Pins, Receivers & Pintles

Receiver Reducer



A: OD B: ID C: Length D: Mfg.

Item Number	Description	Color	A	B	C	D
B1804035	Receiver Reducer Sleeve	Black	2in	1-1/4in	N/A	Buyers
CU45405	Receiver Reducer Sleeve	Black	2-1/2in	2in	2-1/2in	Curt
CU45770	Receiver Reducer Extension 4in	Black	2 in	1-1/4in	4in	Curt
CU45775	Receiver Reducer Extension 9-1/2in	Black	2in	1-1/4in	9-1/2in	Curt
CU45780	Receiver Reducer Extension 15in	Black	2in	1-1/4in	15in	Curt
CU45785	Receiver Up Size Extension 6-1/4in	Black	1-1/4 in	2in	6-1/4 in	Curt
CU45790	Receiver Up Size Extension 10in	Black	1-1/4 in	2in	10in	Curt
TT58102	Receiver Reducer Sleeve	Black	2-1/2in	2in	6in	Tuff Tow

Hitch Extensions Super Truss

A: Length



Item Number	Ailas number	SO	Description	Color	A
TLA7100	A7100	Yes	Skid Wheel	Black	N/A
TLE1521	E1521		Receiver Extension	Black	21in
TLE1524	E1524		Receiver Extension	Black	24in
TLE1528	E1528		Receiver Extension	Black	28in
TLE1532	E1532		Receiver Extension	Black	32in
TLE1536	E1536		Receiver Extension	Black	36in
TLE1542	E1542		Receiver Extension	Black	42in
TLE1548	E1548		Receiver Extension	Black	48in
TLE1560	E1560	Yes	Receiver Extension	Black	60in

Balls, Mounts, Pins, Receivers & Pintles

Hitch Extensions Super Truss

LENGTH	CAPACITIES DEAD WEIGHT RATING		CAPACITIES WEIGHT DISTRIBUTING (REQUIRED)		Wire Harness#
	GTW(F1) / GWW(F2)		GTW(F1) / GWW(F2)		
21"	750 / 7,500		1,400 / 14,000		W6021
24"	750 / 7,500		1,400 / 14,000		W6024
28"	750 / 7,500		1,200 / 12,000		W6028
32"	650 / 6,500		1,200 / 12,000		W6032
36"	650 / 6,500		1,200 / 12,000		W6036
42"	600 / 6,000		1,200 / 12,000		W6042
48"	600 / 6,000		1,200 / 12,000		W6048
60"	500 / 5,000		1,000 / 10,000		W6060

F1 - TRAILERS TOTAL TONGUE WEIGHT WHEN FULLY LOADED

F2 - TRAILERS TOTAL WEIGHT WHEN FULLY LOADED

Consult owners manual for specific vehicle towing capacity

WARNING: The higher capacities are obtained only with the use of the load equalizing hitch. Exceeding these dead weight capacities, without using a load equalizing hitch, may result in damage to the hitch or your vehicle.

Caution: Weight Distributing Hitch Is Mandatory On Larger Trailers!

Ball Mounts Adjustable Mounts & Parts, CURT



A: Max Drop B: Max Rise C: Ball Hole D: Ball Size E: Ball Size F: Ball Size G: Capacity

Item Number	Description	Color	A	B	C	D	E	F	G
CU45008	Dual Ball & Clevis Head Only	Black	N/A	N/A	N/A	N/A	2in	2-5/16in	6K
CU45049	Dual Ball Mount & Clevis	Black	6-1/2in	6 11/16in	N/A	N/A	2in	2-5/16in	7.5K-10K
CU45799	Tri-Ball Mount	Black	5-3/4in	5-3/4in	N/A	1-7/8in	2in	2-5/16in	6K-7.5K-10K
CU45800	Tri-Ball Head Only	Black	N/A	N/A	N/A	1-7/8in	2in	2-5/16in	6K-7.5K-10K
CU45801	Shank only	Black	5-3/4in	5-3/4in	N/A	1-7/8in	N/A	N/A	6K-7.5K-10K
CU45812	Adjustable Ball Mount	Black	7-1/2in	6-1/4in	1in	N/A	2in	N/A	5K
CU45900	Dual Ball Mount Channel Style	Black	6in	5-1/4in	1in	N/A	2in	2-5/16in	14K
CU45901	Ball Mount Channel Style	Black	6-3/4in	5-1/4in	1in	N/A	N/A	N/A	6K
CU45910	Shank Only For CU45900	Black	6in	5-1/4in	N/A	N/A	N/A	N/A	14K
CU45911	Shank Only For CU45901	Black	6-3/4in	5-1/4in	N/A	N/A	N/A	N/A	6K

Balls, Mounts, Pins, Receivers, & Pintles

Balls, Mounts, Pins, Receivers & Pintles

Ball Mounts Adjustable Mounts & Parts, BUYERS



1803090



B1802225



3020620
B3003820



B3001919

A: Max Drop B: Max Rise C: Ball Hole D: Ball Size E: Ball Size F: Ball Size G: Capacity

Item Number	SO	Description	Color	A	B	C	D	E	F	G
1803090		Adjustable Ball Mount	Black	11in	9-3/4in	1in	N/A	N/A	N/A	6K
3020620	Yes	Replacement Head For B1802225	Chrome	N/A	N/A	N/A	1-7/8in	2in	2-5/16in	6K-7.5K-10K
B1802225		Adjustable Tri-Ball Mount	Black	6in	6in	N/A	1-7/8in	2in	2-5/16in	6K-10K
B3001727	Yes	Tri-Ball Mount Weldment	Black	N/A	N/A	N/A	1-7/8in	2in	2-5/16in	6K-10K
B3001919		Pin For Adjustable Mount	Stainless	N/A	N/A	N/A	N/A	N/A	N/A	N/A
B3003820		Replacement Head For B1802225	Black	Straight	N/A	N/A	1-7/8in	2in	2-5/16in	N/A

Balls, Mounts, Pins, Receivers, & Pintles

Balls, Mounts, Pins, Receivers & Pintles

Ball Mounts Adjustable Mounts, B&W



A: Max Drop B: Max Rise C: Ball Size D: Ball Size E: Ball Size F: Capacity

Item Number	SO	Description	Color	A	B	C	D	E	F
TS10033B		Tow & Stow Dual Ball Mount	Black	3in	3-1/2in	N/A	2in	2-5/16in	10K
TS10033BB	Yes	Tow & Stow Dual Ball Mount	Black	3in	3-1/2in	N/A	2in	2-5/16in	10K
TS10033C		Tow & Stow Dual Ball Mount	Black	3in	3-1/2in	N/A	2in	2-5/16in	10K
TS10037B		Tow & Stow Dual Ball Mount	Black	5in	5-1/2 in	N/A	2in	2-5/16in	10K
TS10037BB	Yes	Tow & Stow Dual Ball Mount	Black	5in	5-1/2 in	N/A	2in	2-5/16in	10K
TS10037C		Tow & Stow Dual Ball Mount	Chrome	5in	5-1/2in	N/A	2in	2-5/16in	10k
TS10038B		Tow & Stow Dual Ball Mount	Black	5in	5-1/2 in	1-7/8in	2in	N/A	10K
TS10040B		Tow & Stow Dual Ball Mount	Black	7in	7-1/2in	N/A	2in	2-5/16in	10K
TS10043B		Tow & Stow Dual Ball Mount	Black	9in	9-1/2in	N/A	2in	2-5/16in	10K
TS10047B		Tow & Stow Tri-Ball Mount	Black	3in	3-1/2in	1-7/8in	2in	2-5/16in	10K
TS10047C		Tow & Stow Tri-Ball Mount	Chrome	3in	3-1/2in	1-7/8in	2in	2-5/16in	10K
TS10048B		Tow & Stow Tri-Ball Mount	Black	5in	5-1/2in	1-7/8in	2in	2-5/16in	10K
TS10048C		Tow & Stow Tri-Ball Mount	Chrome	5in	5-1/2in	1-7/8in	2in	2-5/16in	10K
TS10049B		Tow & Stow Tri-Ball Mount	Black	7in	7-1/2in	1-7/8in	2in	2-5/16in	10K
TS10050B		Tow & Stow Tri-Ball Mount	Black	9in	9-1/2in	1-7/8in	2in	2-5/16in	10K
TS10055		Pintle Combo Hitch	Black	5in	5in	N/A	2in	N/A	10K
TS10056		Pintle Combo Hitch	Black	5in	5in	N/A	2in	2-5/16in	10K

Balls, Mounts, Pins, Receivers, & Pintles

Balls, Mounts, Pins, Receivers & Pintles

Ball Mounts Adjustable Mounts, B&W B&W Parts & Accessories



TS10051
TS10052



TS35010



TS35012
TS35013
TS35014



TS35020



TS35100B

A: Ball Size B: Ball Size C: Capacity

Item Number	SO	Description	Color	A	B	C
TS10024		Tow & Stow Display	----	N/A	N/A	N/A
TS10051	Yes	Tow & Stow Ball Only	Chrome	2in	N/A	10K
TS10052		Tow & Stow Ball Only	Chrome	N/A	2-5/16in	10K
TS35010		Pin For Adjustable Mount	----	2in	N/A	N/A
TS35012		Cover Plate 6in	Stainless	N/A	N/A	N/A
TS35013	Yes	Cover Plate 8in	Stainless	N/A	N/A	N/A
TS35014	Yes	Cover Plate 7in	Stainless	N/A	N/A	N/A
TS35020		Silencer Pad-Black	----	N/A	N/A	N/A
TS35100B		Draw Bar / Clevis	----	N/A	N/A	N/A

Balls, Mounts, Pins, Receivers & Pintles

Ball Mounts Adjustable Mounts, INVENTIVE



A: Max Drop B: Max Rise C: Ball Hole D: Ball Size E: Ball Size F: Capacity

Item Number	SO	Description	Color	A	B	C	D	E	F
ITD9110		Ball Mount Swivel Lock	Black	6in	5in	1in	N/A	N/A	6K
ITD9118		Shank / Platform Only	Black	6in	5in	N/A	N/A	N/A	6K
ITD9118-CRM	Yes	Shank / Platform Only	Chrome	6in	5in	N/A	N/A	N/A	6K
ITD9119		Swivel Lock Head Only	Black	N/A	N/A	1in	N/A	N/A	N/A
ITD9122		Shank / Platform Only	Black	10in	8-1/2in	N/A	N/A	N/A	10K
ITD9122-CRM	Yes	Shank / Platform Only	Chrome	10in	8-1/2in	N/A	N/A	N/A	10K
ITD9123		XD Step	Aluminum	N/A	N/A	N/A	N/A	N/A	N/A
ITD9124		Dual Ball Head Only	Black	N/A	N/A	N/A	2in	2-5/16in	10K
ITD9124-CRM		Dual Ball Head Only	Chrome	N/A	N/A	N/A	2in	2-5/16in	10K
ITD9125		XD Workman Dual Mount Kit	Black	6in	5in	N/A	2in	2-5/16in	10K
ITD9125-CHR		XD Workman Dual Mount Kit	Chrome	6in	5in	N/A	2in	2-5/16in	10K
ITD9169	Yes	Shank / Platform Only	Black	6in	5in	N/A	N/A	N/A	10K
ITD9169-CRM		Shank / Platform Only	Chrome	6in	5in	N/A	N/A	N/A	10K
ITD9210		XD Workman Dual Mount Kit	Black	3in	2in	N/A	2in	2-5/16in	10K
ITD9210-CRM		XD Workman Dual Mount Kit	Chrome	3in	2in	N/A	2in	2-5/16in	10K
ITD9211		XD Workman Dual Mount Kit 2.5in	Black	6in	5in	N/A	2in	2-5/16in	10K
ITD9211-CRM		XD Workman Dual Mount Kit 2.5in	Chrome	6in	5in	N/A	2in	2-5/16in	10K
ITD9212		XD Workman Dual Mount Kit	Black	10in	8-1/2in	N/A	2in	2-5/16in	10K
ITD9212-CRM		XD Workman Dual Mount Kit	Chrome	10in	8-1/2in	N/A	2in	2-5/16in	10K
ITD9400	Yes	XD Utility Rack Attachment 40x20	Aluminum	N/A	N/A	N/A	N/A	N/A	0.5K
ITD9401		XD Universal Mud Flap	Black	N/A	N/A	N/A	N/A	N/A	N/A
ITD9402	Yes	XD Extreme Step Attachment 5x24	Black	N/A	N/A	N/A	N/A	N/A	0.250K

Balls, Mounts, Pins, Receivers, & Pintles

Balls, Mounts, Pins, Receivers & Pintles

Ball Mounts Adjustable Mounts, INVENTIVE Adjustable Mounts, TRIMAX



A: Max Drop B: Max Rise C: Ball Hole D: Ball Size E: Ball Size F: Capacity

Item Number	SO	Description	Color	A	B	C	D	E	F
TRZ12PB		Razor Ball Mount	Black	12in	12in.	1in	N/A	N/A	10K
TRZ12PS		Razor Ball Mount	Silver	12in	12in	1in	N/A	N/A	10K
TRZ12SFP		Razor Ball Mount	Stainless	12in	12in	1in	N/A	N/A	10K
TRZ12SX		Razor Ball Mount	Stainless	12in	12in	1in	N/A	N/A	10K
TRZ6AL	Yes	Razor Dual Ball Mount	Aluminum	6in	6in	N/A	2in	2-5/16in	10K
TRZ6PB		Razor Ball Mount	Black	6in	6in	1in	N/A	N/A	10K
TRZ6PS		Razor Ball Mount	Silver	6in	6in	1in	N/A	N/A	10K
TRZ6SFP		Razor Ball Mount	Stainless	6in	6in	1in	N/A	N/A	10K
TRZ6SX		Razor Ball Mount	Stainless	6in	6in	1in	N/A	N/A	10K
TRZ8AL	Yes	Razor Dual Ball Mount	Aluminum	8in	8in	N/A	2in	2-5/16in	10K
TRZ8PB		Razor Ball Mount	Black	8in	8in	1in	N/A	N/A	10K
TRZ8PS		Razor Ball Mount	Silver	8in	8in	1in	N/A	N/A	10K
TRZ8SFP		Razor Ball Mount	Stainless	8in	8in	1in	N/A	N/A	10K
TRZ8SX		Razor Ball Mount	Stainless	8in	8in	1in	N/A	N/A	10K

Balls, Mounts, Pins, Receivers, & Pintles

Balls, Mounts, Pins, Receivers & Pintles

Ball Mounts Adjustable Mounts, TUFF-TOW



A: Max Drop B: Max Rise C: Ball Hole D: Capacity

Item Number	Description	Color	A	B	C	D
TT2912	Adjustable Ball Mount	Black	9.625in	8.375in	1in	6K

Adjustable Mounts, TORKLIFT



TLM9004



TLM9005



TLM9009

A: Ball Hole B: Capacity

Item Number	SO	Description	Color	A	B
TLM9004	Yes	Magnum Ball Mount Adapter	Black	1-1/4in	17K
TLM9005		Magnum Ball Mount Adapter	Black	1-1/4in	20K
TLM9009		Magnum Ball	Chrome	N/A	20K

Adjustable Mounts, CONVERTABALL



AM-AC-1



CA-1

A: Max Drop B: Max Rise C: Ball Hole D: Ball Size E: Ball Size F: Capacity

Item Number	SO	Description	Color	A	B	C	D	E	F
AM-AC-1	Yes	Adjustable Hitch Bar	Black	5-1/2in	7-1/2in	N/A	N/A	N/A	10K
CA-1	Yes	Clevis Pin Adapter	Black	N/A	N/A	N/A	N/A	N/A	5K

Balls, Mounts, Pins, Receivers, & Pintles

Balls, Mounts, Pins, Receivers & Pintles

Ball Mounts Adjustable Mounts, ACTION



A: Max Drop B: Ball Size C: Ball Size D: Capacity

Item Number	SO	Description	Color	A	B	C	D
AA1207	Yes	Dual Ball Mount	Black	8in	2in	2-5/16in	10K
AA1208	Yes	Dual Ball Mount	Black	10in	2in	2-5/16in	10K
AA1208-1	Yes	Dual Ball Mount	Black	14in	2in	2-5/16in	10K

Aluminum Ball Mount



A: Max Drop B: Ball Hole C: Length D: Capacity E: Mfg.

Item Number	SO	Description	Color	A	B	C	D	E
1803505		Ball Mount	Aluminum	2in	1in	7-1/4in	10K	Buyers
1803510	Yes	Ball Mount	Aluminum	3-1/4in	1in	7-1/4in	10K	Buyers

Balls, Mounts, Pins, Receivers & Pintles

Ball Mounts Class I Ball Mounts 1 1/4"



CU45018
CU45019
CU45518



CU45021 CU45520
CU45023 CU45522
CU45024
CU45025



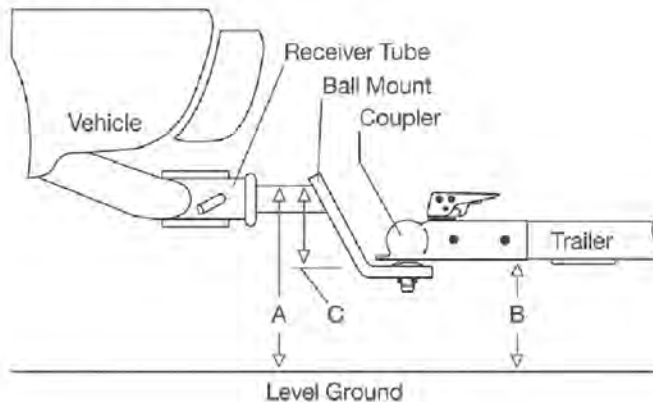
CU45022
CU45026
CU45027
CU45028
CU45521

A: Drop B: Rise C: Ball Hole D: Length E: Capacity F: Mfg.

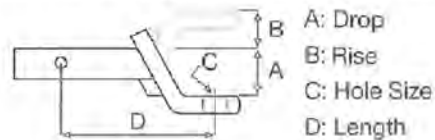
Item Number	Description	Color	A	B	C	D	E	F
CU45018	Ball Mount	Black	1-1/4in	5/8in	3/4in	6-3/4in	2K	Curt
CU45019	Ball Mount	Black	1-1/4in	5/8in	3/4in	9-3/4in	2K	Curt
CU45021	Ball Mount	Black	N/A	3in	3/4in	9-1/2in	2K	Curt
CU45022	Ball Mount	Black	3-1/2in	2-5/8in	3/4in	7-1/2in	2K	Curt
CU45023	Ball Mount	Black	N/A	3-3/4in	3/4in	11-1/2in	2K	Curt
CU45024	Ball Mount	Black	N/A	5in	3/4in	9-9/16in	2K	Curt
CU45025	Ball Mount	Black	N/A	5in	3/4in	11-9/16in	2K	Curt
CU45026	Ball Mount	Black	3-1/4in	2-5/8in	3/4in	9-3/8in	2K	Curt
CU45027	Ball Mount	Black	3-1/4in	2-5/8in	3/4in	6-1/4in	2K	Curt
CU45028	Ball Mount	Black	6in	4-5/8in	3/4in	5-9/16in	2K	Curt
CU45518	Ball Mount	Black	1-1/4in	3/4in	3/4in	6-3/4in	2K	Curt
CU45520	Ball Mount	Black	N/A	3-1/8in	3/4in	9-3/4in	2K	Curt
CU45521	Ball Mount	Black	3-1/4in	2-5/8in	3/4in	7-1/4in	2K	Curt
CU45522	Ball Mount	Black	N/A	3-1/8in	3/4in	11-1/4in	2K	Curt

How to calculate your ball mount drop

- A: Distance from ground to top of inside diameter of receiver tube opening
- B: Distance from ground to bottom of trailer coupler
- C: Drop or rise needed



Measuring your ball mount



Balls, Mounts, Pins, Receivers, & Pintles

Balls, Mounts, Pins, Receivers & Pintles

Ball Mounts Class II Ball Mounts 1 1/4"



A: Drop B: Rise C: Ball Hole D: Length E: Capacity F: Mfg.


Item Number	Description	Color	A	B	C	D	E	F
CU45000	Ball Mount	Black	N/A	3-7/8in	3/4in	13-1/2in	3.5K	Curt
CU45014	Ball Mount	Black	N/A	5in	3/4in	9-1/2in	3.5K	Curt
CU45015	Ball Mount	Black	N/A	5in	3/4in	11-1/2in	3.5K	Curt
CU45016	Ball Mount	Black	3-1/4in	2-5/8in	3/4in	9-3/8in	3.5K	Curt
CU45017	Ball Mount	Black	3-1/4in	2-5/8in	3/4in	6-1/4in	3.5K	Curt
CU45501	Ball Mount	Black	2-3/4in	2-1/8in	3/4in	7-1/2in	3.5K	Curt
CU45503	Ball Mount	Black	1in	3/8in	3/4in	7-13/16in	3.5K	Curt
CU45507	Ball Mount Vertical	Black	2-14in	N/A	----	9-18in	3.5K	Curt
CU45510	Ball Mount	Black	N/A	3-1/8in	3/4in	10-5/16in	3.5K	Curt
CU45519	Ball Mount	Black	1-1/4in	3/4in	3/4in	9-3/4in	3.5K	Curt
CU45551	Ball Mount Euro	Black	N/A	3/4in	1-7/8in	9-3/4in	3.5K	Curt
CU45552	Ball Mount Euro	Black	N/A	3/4in	2in	9-3/4in	3.5K	Curt
CU45561	Ball Mount Euro	Black	N/A	3-1/8in	1-7/8in	9-3/4in	3.5K	Curt
CU45562	Ball Mount Euro	Black	N/A	3-1/8in	2in	9-3/4in	3.5K	Curt
CU45571	Ball Mount Euro	Black	N/A	2-5/8in	1-7/8in	7-1/4in	3.5K	Curt
CU45572	Ball Mount Euro	Black	N/A	2-5/8in	2in	7-1/4in	3.5K	Curt
CU45581	Ball Mount Euro	Black	3-1/4in	N/A	1-7/8in	7-1/4in	3.5K	Curt
CU45582	Ball Mount Euro	Black	3-1/4in	N/A	2in	7-1/4in	3.5K	Curt
CU45591	Ball Mount Euro	Black	N/A	3-1/8in	1-7/8in	11-1/4in	3.5K	Curt
CU45592	Ball Mount Euro	Black	N/A	3-1/8in	2in	11-1/4in	3.5K	Curt

1 1/4 INCH EURO MOUNT® BALL MOUNTS



- Modern European design
- For 1 1/4" x 1 1/4" receiver tubes
- Complete with permanently attached ball
- Durable carbide powder coat finish
- Two-mount multi-packs include an attractive point-of-purchase tray
- This product is covered by one or more of the following patents: D610,051 S; D610,492 S; D610,493 S; D610,494 S; D610,954 S

You have the option to choose a Euro Mount® instead of the standard mount with your Class I & II receiver hitch orders. See our application guide on page 32 for more information.



Balls, Mounts, Pins, Receivers, & Pintles

Balls, Mounts, Pins, Receivers & Pintles

Ball Mounts Class III Ball Mounts 2" Class III Ball Mounts 2in Drop



A: Drop B: Rise C: Ball Hole D: Length E: Capacity F: MFG G: Style

Item Number	Ailas number	SO	Description	Color	A	B	C	D	E	F	G
CABSH2		Yes	Ball Mount	Black	2in	N/A	1in	12in	7.5K	Conv Ball	1
CU45003			Ball Mount Vertical	Black	1in	3/8in	3/4in	7-13/16in	3.5K	Curt	2
CU45010			Ball Mount	Black	2in	3/4in	1in	8-1/4in	7.5K	Curt	1
CU45020			Ball Mount	Black	2in	3/4in	1in	10-1/4in	7.5K	Curt	1
CU45030			Ball Mount	Black	2in	3/4in	1in	8-1/4in	7.5K	Curt	2
CU45030-01		Yes	Ball Mount	Bright Red	2in	3/4in	1in	8-1/4in	7.5K	Curt	2
CU45030-02		Yes	Ball Mount	Dark Red	2in	3/4in	1in	8-1/4in	7.5K	Curt	2
CU45030-03		Yes	Ball Mount	White	2in	3/4in	1in	8-1/4in	7.5K	Curt	2
CU45030-04		Yes	Ball Mount	Bright Blue	2in	3/4in	1in	8-1/4in	7.5K	Curt	2
CU45030-05		Yes	Ball Mount	Dark Blue	2in	3/4in	1in	8-1/4in	7.5K	Curt	2
CU45030-06		Yes	Ball Mount	Dark Green	2in	3/4in	1in	8-1/4in	7.5K	Curt	2
CU45030-07		Yes	Ball Mount	Charcoal	2in	3/4in	1in	8-1/4in	7.5K	Curt	2
CU45030-10		Yes	Ball Mount	Yellow	2in	3/4in	1in	8-1/4in	7.5K	Curt	2
CU45040			Ball Mount	Black	2in	3/4in	1in	10-1/4in	7.5K	Curt	2
CU45047			Ball Mount Right Angle	Black	2in	3/4in	1in	10-3/4in	7.5K	Curt	2
CU45220	D-22		Ball Mount Dual Length	Black	2in	3/4in	1in	7-1/2-10-1/2in	7.5K	Curt	2
CU45250	D-24		Ball Mount	Black	2in	3/4in	1in	12-1/4in	7.5K	Curt	2
CU45260			Ball Mount	Black	2in	3/4in	1in	12-1/4in	7.5K	Curt	2
CU45810			Ball Mount Dual Receiver	Black	2in	----	1in	12-1/4in	7.5K	Curt	2
ITD9108			Ball Mount Swivel Loc	Black	2in	----	1in	----	7.5K	Inventive	----
TT2729			Ball Mount	Black	2in	3/4in	1in	7-7/8in	6K	Tuff Tow	2

Balls, Mounts, Pins, Receivers, & Pintles

Balls, Mounts, Pins, Receivers & Pintles

Ball Mounts Class III Ball Mounts 2" Class III Ball Mounts 4in Drop



CABSH4



CU45050 - 07
CU45060
CU45270



CU45067



CU45230



Style 2

Style 3



TT2746

A: Drop B: Rise C: Ball Hole D: Length E: Capacity F: MFG G: Style

Item Number	SO	Description	Color	A	B	C	D	E	F	G
CU45050		Ball Mount	Black	4in	2in	1in	8-1/4in	7.5K	Curt	2
CU45050-01	Yes	Ball Mount	Bright Red	4in	2in	1in	8-1/4in	7.5K	Curt	2
CU45050-03	Yes	Ball Mount	White	4in	2in	1in	8-1/4in	7.5K	Curt	2
CU45050-07	Yes	Ball Mount	Charcoal	4in	2in	1in	8-1/4in	7.5K	Curt	2
CU45060		Ball Mount	Black	4in	2in	1in	12-1/4in	7.5K	Curt	2
CU45067		Ball Mount Right Angle	Black	4in	2in	1in	10-1/4in	7.5K	Curt	2
CU45230		Ball Mount Dual Length	Black	4in	2in	1in	8-1/8-11-1/8in	7.5K	Curt	2
CU45270		Ball Mount	Black	4in	2in	1in	12-1/4in	7.5K	Curt	2
TT2746		Ball Mount	Black	4in	3-1/4in	1in	7-7/8in	6K	Tuff Tow	2

Class III Ball Mounts 6in Drop



CU45070
CU45080



CU45087



CU45240
CU45280



TT2773

A: Drop B: Rise C: Ball Hole D: Length E: Capacity F: MFG G: Style

Item Number	Ailas number	Description	Color	A	B	C	D	E	F	G
CU45070		Ball Mount	Black	6in	4in	1in	8-1/4in	7.5K	Curt	2
CU45080		Ball Mount	Black	6in	4in	1in	12-1/4in	7.5K	Curt	2
CU45087		Ball Mount Right Angle	Black	6in	4in	1in	10-1/4in	7.5K	Curt	2
CU45240	D-24	Ball Mount Dual Length	Black	6in	4in	1in	9-1/4-12-1/4in	7.5K	Curt	2
CU45280		Ball Mount	Black	6in	4in	1in	14-1/4in	6K	Curt	2
TT2773		Ball Mount	Black	5-3/4in	4-1/2in	1in	7-7/8in	6K	Tuff Tow	3

Balls, Mounts, Pins, Receivers, & Pintles

Balls, Mounts, Pins, Receivers & Pintles

Ball Mounts

Class III Ball Mounts 2"

Class III Ball Mounts 8in Drop



1803017



TT2793



CU45090
CU45100

A: Drop B: Rise C: Ball Hole D: Length E: Capacity F: MFG G: Style

Item Number	SO	Description	Color	A	B	C	D	E	F	G
1803017	Yes	Ball Mount	Black	8in	6in	1in	10in	6K	Buyers	2
CU45090		Ball Mount	Black	8in	6in	1in	8-1/4in	5K	Curt	2
CU45100		Ball Mount	Black	8in	6in	1in	10-1/4in	5K	Curt	2
TT2793		Ball Mount	Black	7-1/2in	6/1/4in	1in	7-7/8in	5K	Tuff Tow	2

Class III Ball Mounts 10-11in Drop



1803019



TT2796



CU45110
CU45112

A: Drop B: Rise C: Ball Hole D: Length E: Capacity F: MFG G: Style

Item Number	SO	Description	Color	A	B	C	D	E	F	G
1803019	Yes	Ball Mount	Black	10-1/4in	8in	1in	10-1/4in	6K-10K	Buyers	2
CU45110		Ball Mount	Black	10in	8in	1in	8-1/4in	5K	Curt	2
CU45112		Ball Mount	Black	10in	8in	1in	10-1/4in	5K	Curt	2
TT2796		Ball Mount	Black	9-5/16in	8in	1in	7-7/8in	5K	Tuff Tow	2



Notes:

Balls, Mounts, Pins, Receivers & Pintles

Ball Mounts Class III Ball Mounts 2" Class III Ball Mounts Starter Kits



A: Drop B: Rise C: Ball Hole D: Length E: Ball Size F: Capacity G: Mfg.

Item Number	Description	Color	A	B	C	D	E	F	G	Extra Info
B1803307	Ball Mount Kit	Black	2in	N/A	1in	8in	2in	5K	Buyers	Chrome Ball
B1803308	Ball Mount Kit	Black	2in	N/A	1in	8in	2-5/16in	6K	Buyers	Chrome Ball
B1803313	Ball Mount Kit	Black	4in	N/A	1in	8in	2in	5K	Buyers	Chrome Ball
B1803314	Ball Mount Kit	Black	4in	N/A	1in	8in	2-5/16in	6K	Buyers	Chrome Ball
CU45034	Ball Mount Kit	Black	2in	3/4in	1in	8-1/4in	1-7/8in	3.5K	Curt	Bulk
CU45035	Ball Mount Kit	Black	2in	3/4in	1in	8-1/4in	1-7/8in	3.5K	Curt	Multi-Pack
CU45036	Ball Mount Kit	Black	2in	3/4in	1in	8-1/4in	2in	7.5K	Curt	Chrome Ball
CU45037	Ball Mount Kit	Black	2in	3/4in	1in	8-1/4in	2in	7.5K	Curt	Multi-Pack
CU45041	Ball Mount Kit	Black	2in	3/4in	1in	8-1/4in	2-5/16in	7.5K	Curt	Bulk
CU45042	Ball Mount Kit	Black	4in	2in	1in	8-1/4in	2-5/15in	7.5K	Curt	Bulk
CU45055	Ball Mount Kit	Black	4in	2in	1in	8-1/4in	1-7/8in	3.5K	Curt	Bulk
CU45056	Ball Mount Kit	Black	4in	2in	1in	8-1/4in	2in	7.5K	Curt	Chrome Ball
CU45057	Ball Mount Kit	Black	4in	2in	1in	8-1/4in	1-7/8in	7.5K	Curt	Multi-Pack
CU45131	Ball Mount Kit	Black	2in	N/A	Welded	7-1/2in	1-7/8in	5K	Curt	Bulk
CU45134	Ball Mount Kit	Black	2in	N/A	1in	7-1/2in	1-7/8in	7.5K	Curt	Bulk
CU45151	Ball Mount Kit	Black	4in	N/A	Welded	8-1/8in	1-7/8in	5K	Curt	Bulk
CU45152	Ball Mount Kit	Black	N/A	2in	Welded	8-1/8in	1-7/8in	5K	Curt	Bulk
CU45154	Ball Mount Kit	Black	4in	N/A	Welded	8-1/8in	2in	7.5K	Curt	Bulk
CU45155	Ball Mount Kit	Black	N/A	2in	Welded	8-1/8in	2in	7.5K	Curt	Bulk
CU45331	Ball Mount Kit	Black	2in	N/A	1-1/4in	8-1/2in	2-5/16in	15K	Curt	Bulk
CU45332	Ball Mount Kit	Black	4in	N/A	1-1/4in	8-1/2in	2-5/16in	15K	Curt	Bulk
CU45534	Ball Mount Kit	Black	2in	3/4in	1in	8-1/2in	2in	7.5K	Curt	w/Lock & Cap
TT2929	Ball Mount Kit	Black	2in	3/4in	1in	7-7/8in	2in	6K	Tuff Tow	Bulk
TT2946	Ball Mount Kit	Black	3-1/4in	2in	1in	7-7/8in	2in	6K	Tuff Tow	Bulk

Balls, Mounts, Pins, Receivers, & Pintles

Balls, Mounts, Pins, Receivers & Pintles

Ball Mounts Class III Ball Mounts 2" Class III Chrome Mounts



A: Drop B: Rise C: Ball Hole D: Length E: Ball Size F: Capacity G: Mfg.

Item Number	SO	Description	Color	A	B	C	D	E	F	G	Extra Info
B1803016	Yes	Ball Mount	Chrome	6in	N/A	1in	10in	N/A	6K	Buyers	Mount only
B1803306		Ball Mount	Chrome	2in	N/A	1in	8in	2in	6K	Buyers	w/Ball/Pin/Clip
B1803306LP		Ball Mount	Chrome	2in	N/A	1in	8in	2in	6K	Buyers	Locking Hitch Pin/Ball
CU45290		Ball Mount	Chrome Plated	2in	3/4in	1in	8-1/4in	N/A	7.5K	Curt	Mount only
CU45293		Ball Mount	Chrome	2in	3/4in	1in	8-1/4in	1-7/8in	3.5K	Curt	w/Ball/Pin/Clip
CU45295		Ball Mount	Chrome	2in	3/4in	1in	8-1/4in	2in	7.5K	Curt	w/Ball/Pin/Clip
CU45296		Ball Mount	Chrome Plated	4in	2in	1in	8-1/4in	N/A	6K	Curt	Mount only
CU45297		Ball Mount	Chrome Plated	6in	4in	1in	9-1/4in	N/A	7.5K	Curt	Mount only

Class III Packaged Ball Mounts



A: Drop B: Rise C: Ball Hole D: Length E: Capacity F: Mfg.

Item Number	Description	Color	A	B	C	D	E	F	Extra Info
CU45011	Ball Mount	Black	2in	3/4in	1in	8-1/4in	7.5K	Curt	Mount Only
CU45012	Ball Mount	Black	2in	3/4in	1in	8-1/4in	7.5K	Curt	Plain Box w/Pin/Clip
CU45031	Ball Mount	Black	2in	3/4in	1in	8-1/4in	7.5K	Curt	Mount Only
CU45032	Ball Mount	Black	2in	3/4in	1in	8-1/4in	7.5K	Curt	Plain Box w/Pin/Clip
CU45051	Ball Mount	Black	4in	2in	1in	8-1/4in	7.5K	Curt	Mount Only
CU45052	Ball Mount	Black	4in	2in	1in	8-1/4in	7.5K	Curt	Plain Box w/Pin/Clip

Balls, Mounts, Pins, Receivers, & Pintles

Balls, Mounts, Pins, Receivers & Pintles

Ball Mounts

Class IV Ball Mounts 2" & 2.5"

Class IV Ball Mounts 2in Drop



1803051



BMHD30010
BMHD30011



CU45328
CU45452

A: Drop B: Rise C: Ball Hole D: Length E: Capacity F: Mfg.

Item Number	Description	Color	A	B	C	D	E	F	Extra Info
1803051	Ball Mount	Black	2in	N/A	1-1/4in	7-5/8in	20K	Buyers	Solid Shank
BMHD30010	Ball Mount	Black	2in	3/4in	1-1/4in	6in	16K	B&W	Solid Shank
BMHD30011	Ball Mount	Black	2in	3/4in	1-1/4in	8in	16K	B&W	Solid Shank
CU45328	Ball Mount	Black	2in	1in	1-1/4in	8-1/2in	15K	Curt	Forged
CU45452	Ball Mount	Black	2in	1/2in	1-1/4in	8-1/2in	18K	Curt	Forged

Class IV Ball Mounts 3in Drop



Fits 2 1/2" x 2 1/2" receiver tubes

A: Drop B: Rise C: Ball Hole D: Length E: Capacity F: Mfg.

Item Number	Description	Color	A	B	C	D	E	F
CU45425	Ball Mount 2-1/2in	Black	3in	1-1/2in	1-1/4in	9-1/2in	12K	Curt

Class IV Ball Mounts 4in Drop



1803056



BMHD30012
BMHD30013



CU45329
CU45454 For 2-1/2 IN x 2-1/2 IN receivers

A: Drop B: Rise C: Ball Hole D: Length E: Capacity F: Mfg.

Item Number	Description	Color	A	B	C	D	E	F	Extra Info
1803056	Ball Mount	Black	4in	N/A	1-1/4in	7-7/8in	20K	Buyers	Forged
BMHD30012	Ball Mount	Black	4in	N/A	1-1/4in	6in	16K	B&W	Solid Shank
BMHD30013	Ball Mount	Black	4in	N/A	1-1/4in	8in	16K	B&W	Solid Shank
CU45329	Ball Mount	Black	4in	3in	1-1/4in	7in	15K	Curt	Forged
CU45454	Ball Mount	Black	4in	2-1/2in	1-1/4in	8-1/2in	18K	Curt	Forged

Balls, Mounts, Pins, Receivers, & Pintles

Balls, Mounts, Pins, Receivers & Pintles

Ball Mounts

Class IV Ball Mounts 2" & 2.5"

Class IV Ball Mounts 5in Drop



Fits 2 1/2" x 2 1/2" receiver tubes

A: Drop B: Rise C: Ball Hole D: Length E: Capacity F: Mfg.

Item Number	Description	Color	A	B	C	D	E	F
CU45426	Ball Mount	Black	5in	3-1/2in	1-1/4in	10in	12K	Curt

Class IV Ball Mounts 6in Drop



BMHD30014



CU45330



CU45336
CU45446

A: Drop B: Rise C: Ball Hole D: Length E: Capacity F: Mfg.

Item Number	Description	Color	A	B	C	D	E	F	Extra Info
BMHD30014	Ball Mount	Black	6in	N/A	1-1/4in	6in	16K	B&W	Heavy Duty
CU45330	Ball Mount	Black	6in	5in	1-1/4in	9-1/2in	15K	Curt	Forged
CU45336	Ball Mount	Black	6in	4-3/4in	1in	9-3/8in	10K	Curt	Heavy Duty Hollow
CU45446	Ball Mount	Black	6in	5in	1-1/4in	9-3/8in	12K	Curt	Heavy Duty

Class IV Ball Mounts 8in Drop



CU45338
CU45448



CU45427
For hitches with a
2-1/2 IN x 2-1/2 IN receiver

A: Drop B: Rise C: Ball Hole D: Length E: Capacity F: Mfg.

Item Number	Description	Color	A	B	C	D	E	F	Extra Info
CU45338	Ball Mount	Black	8in	6-3/4in	1in	9-3/8in	10K	Curt	Heavy Duty
CU45427	Ball Mount	Black	8in	6-1/4in	1-1/4in	10-1/2in	12K	Curt	Heavy Duty
CU45448	Ball Mount	Black	8in	7in	1-1/4in	9-3/8in	12K	Curt	Heavy Duty

Balls, Mounts, Pins, Receivers, & Pintles

Balls, Mounts, Pins, Receivers & Pintles

Ball Mounts Double & Tri Ball Mounts



A: Ball 1 B: Ball 2 C: Ball 3 D: Receiver Size E: Capacity F: Mfg.

Item Number	Description	Color	A	B	C	D	E	F	Extra Info
B1802207	Tri-Ball Mount	Chrome	1-7/8in	2in	2-5/16in	2in	6K-10K	Buyers	Tubular
B1802208	Tri-Ball Mount	Black	1-7/8in	2in	2-5/16in	2in	6K-10K	Buyers	Tubular
B1802215	Dual Ball Mount	Black	2in	2-5/16in	N/A	2in	6K-10K	Buyers	8in Hollow Shank
CU45001	Tri-Ball Mount	Black	1-7/8in	2in	2-5/16in	2in	3.5K-5K-10K	Curt	7in-8-1/2in Hollow Shank
CU45002	Dual Ball Mount	Black	2in	2-5/16in	N/A	2in	5K-10K	Curt	8-1/2in Hollow Shank
CU45643	Dual Ball Mount	Black	1-7/8in	2in	N/A	2in	7.5K	Curt	8-1/2in Shank
CU45644	Dual Ball Mount	Black	2in	2-5/16in	N/A	2in	7.5K	Curt	8-1/2in Shank
CU45650	Tri-Ball Mount	Black	1-7/8in	2in	2-5/16in	2in	5K-7.5K-10K	Curt	7in-8-1/2in Solid Shank
CU45655	Tri-Ball Mount	Black	1-7/8in	2in	2-5/16in	2in	5K-10K	Curt	7in-8-1/2in Solid Shank
CU45660	Dual Ball Mount	Black	2in	2-5/16in	N/A	2in	7.5K-10K	Curt	8-1/2in Shank
CU45665	Dual Ball Mount	Black	2in	2-5/16in	N/A	2in	7.5K-10K	Curt	8-1/2in Shank
TT2955	Tri-Ball Mount	Black	1-7/8in	2in	2-5/16in	2in	6K-7.5K-10K	Tuff-Tow	12in Solid Shank

Deep Drop Ball Mounts

A: Drop B: Capacity



Item Number	Description	Color	A	B
AA1116-3	Ball Mount	Black	12in	10K
AA1116-4	Ball Mount	Black	14in	7.5K
AA1116-5	Ball Mount	Chrome	14in	5K
AA1116-6	Ball Mount	Black	16in	7.5K
AA1116-7	Ball Mount	Chrome	16K	5K
AA1116-8	Ball Mount	Black	18in	7.5K
AA1116-9	Ball Mount	Chrome	18in	5K

Balls, Mounts, Pins, Receivers, & Pintles

Balls, Mounts, Pins, Receivers & Pintles

Clevis Mount & Tow Ring



A: Hole Size B: Length C: Capacity D: Mfg.

Item Number	Description	Color	A	B	C	D	Extra Info
1803060	Clevis Mount	Black	1in	9-1/4in	6K	Buyers	Hollow Shank
1803065	Clevis Mount	Black	1in	9-1/4in	8K	Buyers	Solid Shank
6201	Clevis Mount	Black	1in	8-7/8in	10K	Cequent	Solid Shank
CU45004	Ball Mount w/Tow Ring	Black	1in	10in	7.5K	Curt	5.75 Drop
CU45005	ATV 3-in-1 Ball Mount	Black	5/8in	6in	N/A	Curt	1/4in Rise
CU45009	ATV 3-in-1 Ball Mount	Black	5/8in	6in	N/A	Curt	1/4in Rise
CU45029	ATV Towing Kit	Black	N/A	N/A	N/A	Curt	w/1-7/8" Ball
CU45038	ATV Towing Starter Kit	Black	N/A	N/A	N/A	Curt	w/2" Ball
CU45821	Clevis Mount	Black	1in	8-3/4in	6K	Curt	w/Pin
CU45824	Clevis Mount Tow Ring	Black	N/A	7-1/2in	LHC	Curt	w/Tow Hook/Shank

Balls, Mounts, Pins, Receivers, & Pintles

Balls, Mounts, Pins, Receivers & Pintles

Pintles & Components Pintle Combo



Bolt kit included

BH102000
BH102516
BH81780
BH82000
BH82516
BH850MM
CU48180
CU48190
CU48200
TT82000
TT82516



RM62000
RM62516



B1802279



CU48006
CU48007

Capacity= A: Pintle B: 1 7/8in C: 2in D: 2 5/16in E: MVL F: Mfg.

Item Number	Description	A	B	C	D	E	F	Extra Info
B1802279	Pintle Receiver Tri-Ball Mount	7.5K	6K	7.5K	10K	3K	Buyers	Packaged
BH102000	Pintle Combo 2in	20K	----	20K	----	4K	Buyers	Packaged/No Bolt Kit
BH102516	Pintle Combo 2-5/16in	20K	----	----	20K	4K	Buyers	Packaged/No Bolt Kit
BH81780	Pintle Combo 1-7/8in	16K	2K	----	----	3K	Buyers	Packaged
BH82000	Pintle Combo 2in	16K	----	7K	----	3K	Buyers	Packaged
BH82516	Pintle Combo 2-5/16in	16K	----	----	12K	3K	Buyers	Packaged
BH850MM	Pintle Combo 50mm	16K	----	----	----	3K	Buyers	50mm Ball
CU48006	Pintle Hook Mount Combo	16K	----	----	12K	3K	Curt	Bulk
CU48007	Pintle Hook Mount Combo	16K	----	10K	----	3K	Curt	Bulk
CU48180	Pintle Combo 1-7/8in	16K	6K	----	----	3K	Curt	Packaged
CU48190	Pintle Combo 2in	16K	----	10K	----	3K	Curt	Packaged
CU48200	Pintle Combo 2-5/16in	16K	----	----	12K	3K	Curt	Packaged
RM62000	Pintle Receiver Mount 2in	12K	----	7.5K	12K	2.4K	Buyers	Packaged
RM62516	Pintle Receiver Mount 2-5/16in	12K	----	----	12K	2.4K	Buyers	Packaged
TT82000	Pintle Combo 2in	16K	----	7K	----	3K	Tuff Tow	Bulk
TT82516	Pintle Combo 2-5/16in	16K	----	----	12K	3K	Tuff Tow	Bulk

Balls, Mounts, Pins, Receivers, & Pintles

Balls, Mounts, Pins, Receivers & Pintles

Pintles & Components

Pintle Hitch



A: Capacity

Item Number	SO	Description	A	Extra Info
B10035	Yes	Pintle Hitch 4 Bolt Mount	5 Ton	Buyers
BC45T24	Yes	Brake Chamber w/Rod	N/A	Buyers
BP100A		Pintle Hitch Swivel	15 Ton	Buyers
BP125A	Yes	Pintle Hook Swivel	15 Ton	Buyers
BP200	Yes	Pintle Hook Swivel	25 Ton	Buyers
BP760	Yes	Pintle Hitch Swivel	30 Ton	Buyers
C4400	Yes	Repair Kit (P45AC4)	----	Buyers
CU48004		Pintle Hook Receiver Mount	20 Ton	Curt
CU48005		Pintle Hook Receiver Mount	10 Ton	Curt
CU48205		Pintle Hitch 4 Bolt Mount	5 Ton	Curt
CU48210		Pintle Hitch 4 Bolt Mount	10 Ton	Curt
CU48215		Pintle Hitch 4 Bolt Mount	5 Ton	Curt
CU48230		Pintle Hitch 4 Bolt Mount	30 Ton	Curt
P45AC4		Pintle Hitch 4 Bolt Air Compensated	45 Ton	Buyers
P45AC4BK		Brake Chamber Mounting Bracket	N/A	Buyers
P45AC4K		Pintle Hitch 4 Bolt Air Compensated Kit	45 Ton	Buyers
P45AC6	Yes	Pintle Hitch 6 Bolt Air Compensated	45 Ton	Buyers
PH15		Pintle Hitch 4 Bolt Mount	15 Ton	Buyers
PH20		Pintle Hitch 4 Bolt Mount	20 Ton	Buyers
PH30	Yes	Pintle Hitch 4 Bolt Mount	30 Ton	Buyers
PH45		Pintle Hitch 4 Bolt Mount	45 Ton	Buyers
PH5		Pintle Hitch 4 Bolt Mount	5 Ton	Buyers
PH8		Pintle Hitch 4 Bolt Mount	8 Ton	Buyers
RM1225E		Pintle Eye Receiver Mount	12 Ton	Buyers
RM5P		Pintle Hitch Receiver Mount	5 Ton	Buyers

Balls, Mounts, Pins, Receivers & Pintles

Pintles & Components Pintle Mounts



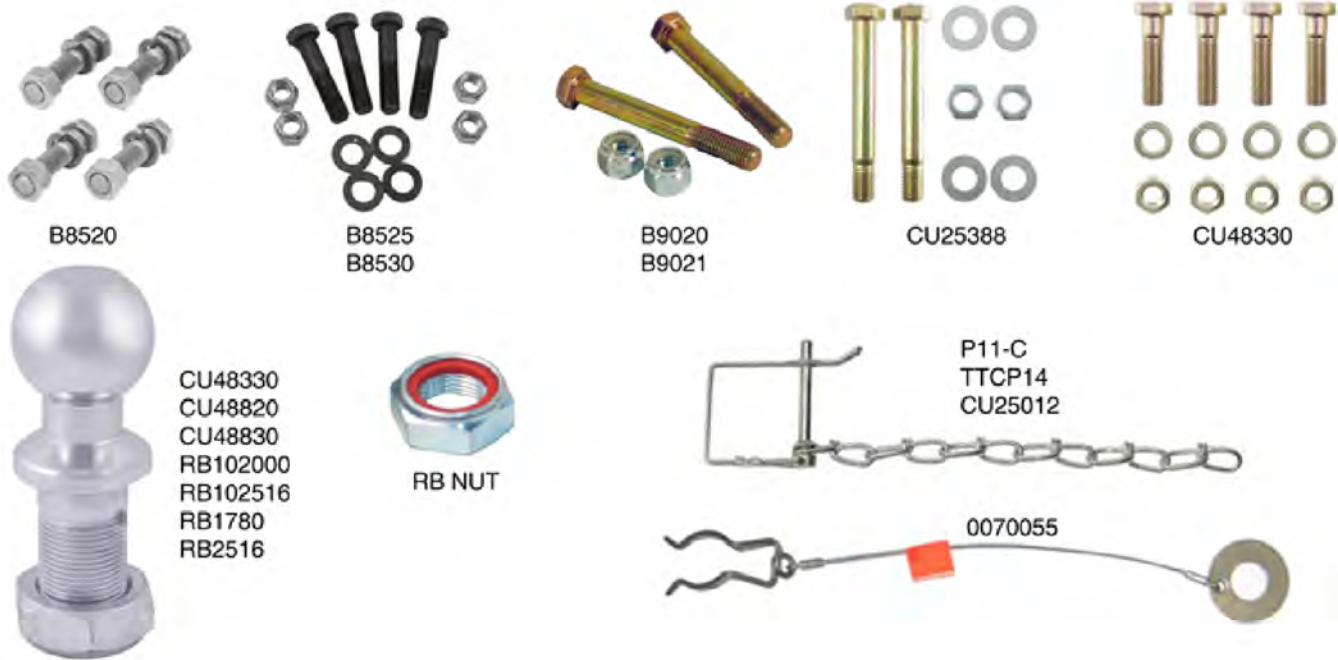
A: Length B: # Holes C: Capacity D: Receiver

Item Number	SO	Description	A	B	C	D	Extra Info
CABPA-1	Yes	Pintle Mount	N/A	4	10K	N/A	Convert A Ball
CU48323		Pintle Mount 3-Position	8-1/2in	4	10K	2in	Curt
CU48324		Pintle Mount 3-Position	10-1/2in	4	10K	2in	Curt
CU48325		Pintle Mount 3-Position	10-1/2in	4	15K	2in	Curt
CU48326		Pintle Mount 1-Position	8-1/2in	2	20K	2in	Curt
CU48327		Pintle Mount 1-Position	10-1/2in	2	20K	2in	Curt
CU48328		Pintle Mount 3-Position	8-1/2in	4	15K	2in	Curt
CU48329		Pintle Mount 3-Position	12-1/2in	4	18K	2-1/2in	Curt
CU48340		Pintle Mount 1-Position	12-1/2in	2	18K	2-1/2in	Curt
CU48341		Pintle Mount 6-Position	12-1/2in	7	10K	2in	Curt
CU48342		Pintle Mount 6-Position	14-1/2in	7	10K	2in	Curt
PM1012		Pintle Mount 6-Position	14-3/4in	7	10K	2in	Buyers
PM105		Pintle Mount 2-Position	10-1/2in	3	14K	2in	Buyers
PM107		Pintle Mount 3-Position	10-1/4in	4	10K	2in	Buyers
PM25612		Pintle Mount 2-Position	2-1/2in	3	16K	2-1/2in	Buyers
PM812		Pintle Mount 6-Position	12-1/4in	7	10K	2in	Buyers
PM84		Pintle Mount 1-Position	9in	2	20K	2in	Buyers
PM87		Pintle Mount 3-Position	9in	4	10K	2in	Buyers
PMHD14002		Pintle Mount 3-Position	9in	4	16K	2in	B & W
PMHD14003		Pintle Mount 3-Position	11in	4	16K	2in	B & W
PMHD14004		Pintle Mount 6-Position	13in	7	16K	2in	B & W
PMHD14005		Pintle Mount 6-Position	15"	7	16K	2in	B & W
TLM9002	Yes	Pintle Mount 1-Position	N/A	2	20K	N/A	Torklift
TLM9003	Yes	Pintle Mount 3-Position	9in	4	17K	2in	Torklift
TTPM87		Pintle Mount 3-Position	8-1/4in	4	10K	2in	Tuff Tow

Balls, Mounts, Pins, Receivers, & Pintles

Balls, Mounts, Pins, Receivers & Pintles

Pintles & Components Pintle Replacement Parts




A: Diameter B: Qty C: Ball Size

Item Number	Description	A	B	C	Extra Info
0070055	Pin w/Lanyard For PH45	N/A	Bulk	N/A	Buyers
B8520	Bolt Kit For PH5, PH8, PH15, BH8	1/2in	4PK	N/A	Buyers
B8525	Bolt Kit For PH20, BH10	9/16x2in	4PK	N/A	Buyers
B8530	Mounting Kit For PH45	3/4x3in	4PK	N/A	Buyers
B9020	Adj Coupler Hardware Kit	5/8in	2PK	N/A	Buyers
B9021	Adj Coupler Hardware Kit	5/8in	2PK	N/A	Buyers
CU25012	Coupler Safety Pin w/12in Chain	N/A	1/4in	N/A	Curt
CU25388	Adj Coupler Hardware Kit	5/8in	2PK	N/A	Curt
CU48330	Bolt Kit For Curt Pintle Hitch	1/2-13in	4PK	N/A	Curt
CU48810	Pintle Ball For Curt Pintle Hitch	1-1/4in	Bulk	1-7/8in	Curt
CU48820	Pintle Ball For Curt Pintle Hitch	1-1/4in	Bulk	2in	Curt
CU48830	Pintle Ball For Curt Pintle Hitch	1-1/4in	Bulk	2-5/16in	Curt
P11-C	Pintle Safety Pin w/8in Chain	1/4in	Ea	N/A	Buyers
RB NUT	Pintle Ball Nut	----	----	----	Buyers
RB102000	Pintle Ball For BH10 Series	1.23in OD	Bagged	2in	Buyers
RB102516	Pintle Ball For BH10 Series	1.23in OD	Bagged	2-5/16in	Buyers
RB1780	Pintle Ball For RM6 & BH8 Series	1.09in OD	Boxed	1-7/8in	Buyers
RB2000	Pintle Ball For RM6 & BH8 Series	1.09in OD	Boxed	2in	Buyers
RB2516	Pintle Ball For RM6 & BH8 Series	1.09in OD	Boxed	2-5/16in	Buyers
TTCP14	Pintle Safety Pin w/Chain	1/4in	Ea	N/A	Tuff-Tow

Balls, Mounts, Pins, Receivers, & Pintles

Balls, Mounts, Pins, Receivers & Pintles

Combo Tubes & Receiver Parts Safety Chain Mounts



A: Weight B: Class C: Diameter D: Mfg.

Item Number	Description	Color	A	B	C	D	Extra Info
B1809040	Fabricator Hitch Plate Steel 1/2in	Plain	N/A	N/A	1/2in	Buyers	Pre-Drilled 15.5inx34in
CU49950	Safety Chain Loop	Raw	4K	II	----	Curt	Weld-On
SC38B	Safety Chain Mount	Raw	N/A	N/A	3/8in	Buyers	Weld-On
SC450C	Safety Chain Bracket	Raw	----	----	1/2in	Buyers	1/2" Tube w/Crucifix
SC50B	Safety Chain Mount	Raw	N/A	N/A	1/2in	Buyers	Weld-On
SC58B	Safety Chain Mount	Raw	N/A	N/A	5/8in	Buyers	Weld-On
TGBE3125	Safety Chain Bracket	Raw	N/A	III	5/16in	Buyers	Banjo Eye

Hitch Shanks

A: Length B: Tube C: Mfg.



Item Number	Description	Color	A	B	C	Extra Info
CU48532	Shank Hitch Bar	Raw	16in	2in	Curt	Rounded Corners
CU49529	Shank Hitch Bar	Raw	10in	2in	Curt	Rounded Corners
CU49530	Shank Hitch Bar	Raw	12in	2in	Curt	Rounded Corners
CU49531	Shank Hitch Bar	Raw	14in	2in	Curt	Rounded Corners
CU49532	Shank Hitch Bar	Raw	16in	2in	Curt	Rounded Corners
CU49533	Shank Hitch Bar	Raw	18in	2in	Curt	Rounded Corners
CU49534	Shank Hitch Bar	Raw	20in	2in	Curt	Rounded Corners
CU49535	Shank Hitch Bar	Raw	22in	2in	Curt	Rounded Corners
CU49536	Shank Hitch Bar	Raw	24in	2in	Curt	Rounded Corners
CU49537	Shank Hitch Bar	Raw	8in	2in	Curt	Rounded Corners
SB18	Shank Hitch Bar	Raw	18in	2in	Buyers	Rounded Corners

Balls, Mounts, Pins, Receivers & Pintles

Combo Tubes & Receiver Parts Combo Tubes



A:Length B: Diameter C: Collar D: Mfg.

Item Number	Description	Color	A	B	C	D
2853	Combo Tube	Unpainted	36in	2in	Std	Buyers
2854	Combo Tube	Unpainted	48in	2in	Std	Buyers
CU49001	Combo Tube	Unpainted	8in	2in	Std	Curt
CU49060	Combo Tube	Unpainted	6in	2in	Std	Curt
CU49090	Combo Tube	Unpainted	9in	2in	Std	Curt
CU49120	Combo Tube	Unpainted	12in	2in	Std	Curt
CU49180	Combo Tube	Unpainted	18in	2in	Std	Curt
CU49240	Combo Tube	Unpainted	24in	2in	Std	Curt
CU49360	Combo Tube	Unpainted	36in	2in	Std	Curt
CU49480	Combo Tube	Unpainted	48in	2in	Std	Curt
CU49506	Combo Tube	Unpainted	6in	1-1/4in	Std	Curt
CU49510	Combo Tube	Unpainted	10in	2.5in	Std	Curt
CU49512	Combo Tube	Unpainted	12in	1-1/4in	Std	Curt
CU49524	Combo Tube	Unpainted	24in	1-1/4in	Std	Curt
CU49717	Combo Tube Weld On	Unpainted	6in	2in	Std	Curt
CU49770	Combo Tube Collar Only	Unpainted	1/4in	3in	---	Curt
RT25808	Combo Tube	Unpainted	8in	2in	Forged	Buyers
RT25810	Combo Tube	Unpainted	10in	2in	Forged	Buyers
TTCT-12	Combo Tube	Black	12in	2in	Std	Tuff-Tow
TTCT-18	Combo Tube	Black	18in	2in	Std	Tuff-Tow
TTCT-24	Combo Tube	Black	24in	2in	Std	Tuff-Tow
TTCT-6	Combo Tube	Black	6in	2in	Std	Tuff-Tow

Balls, Mounts, Pins, Receivers, & Pintles

Balls, Mounts, Pins, Receivers & Pintles

Combo Tubes & Receiver Parts Multi Fit Receiver



A:TW B: GW C: Class D: Tube E: Mfg.

Item Number	SO	Description	Color	A	B	C	D	E	Extra Info
1801051L	Yes	Multi Fit Receiver HD	Black	1.6K	16K	V	2in	Buyers	w/Pin/Cotter
1801055		Service Body Hitch HD	Black	1.6K	10K	IV	2in	Buyers	w/Pin/Cotter/Mount Plate
1801120		Trailer Receiver	Black	N/A	N/A	N/A	2in	Buyers	w/Mount Kit-Not For Towing
1804055		Flat Mount Receiver	Black	2K	20K	IV	2in	Buyers	Standard Pintle Hole 4 Bolt
1809055	Yes	Flatbed Dump Hitch Bumper	Black	1.7K	17K	IV	2in	Buyers	w/Receiver
1809061A		Hitch Plate Ford 2-1/2in Rec	Black	1.5K	15K	IV	2-1/2in	Buyers	N/A
B1801000		Multi Fit Receiver	Black	.350K	3.5K	II	1 1/4in	Buyers	w/Hardware
B1801050L	Yes	Univ Fit Service Body Hitch	Black	1.6K	16K	V	2in	Buyers	w/Pin/Cotter/Mount Plate
CU13703		Adjustable RV Hitch	Black	.350K	3.5K	II	2in	Curt	Fits frames up to 72in wide
CU15901		Multi Fit Hitch Weld on	Black	1.2k	12k	V	2in	Curt	5 Drop 18"-48" Width
CU15902		Multi Fit Hitch Weld On		1.2K	12K	V	2in	Curt	13.5 Drop 18"-48" Width
CU15903		Multi Fit Hitch		1.5K	15K	V	2in	Curt	13.5" Drop 18"-48" Width
CU16060		Multi Fit Receiver	Black	.400K	4K	III	2in	Curt	1988-98 GM/GMC 1993-2001 Ford Ranger
CU19030		Bumper Hitch	Black	.500K	5K	III	2in	Curt	Bolt Pattern Width On Center 8-1/2in
CU19031		Bumper Hitch	Black	.500K	5K	III	2in	Curt	Bolt Pattern Width On Center 10-1/2in
CU19050		Bumper Hitch	Black	.400K	4K	III	2in	Curt	N/A
CU19100		RV Bumper Hitch 4x4 Channel	Black	.350K	3.5K	II	2in	Curt	RV Bumper Hitch 4in Tube
CU19101		RV Bumper Hitch 2x4 Channel	Black	.350K	3.5K	II	2in	Curt	w/Hardware
RVA24		RV Bumper Hitch 4x4-1/2 Channel	Black	N/A	N/A	N/A	2in	Buyers	Not For Towing

Balls, Mounts, Pins, Receivers, & Pintles

Balls, Mounts, Pins, Receivers & Pintles

Anti Rattle & Accessories



B1802090
B1802091
B1802092



CU21800
CU21800-10



CU21801
CU21801-01
CU21810
CU21811



CU22200



CU22315



CU22321



CU40103
CU40104
CU40105



CU45007



R049-1



R061
R061-8

A: Size 1 B: Size 2 C: Mfg.

Item Number	SO	Description	Color	A	B	C	Extra Info
B1802090		Hitch Ball Nut & Washer	Zinc	3/4in	N/A	Buyers	Pkg
B1802091		Hitch Ball Nut & Washer	Zinc	1in	N/A	Buyers	Pkg
B1802092		Hitch Ball Nut & Washer	Zinc	1.25in	N/A	Buyers	Pkg
CU21800		Hitch Ball Cover	Black	1-7/8in	2in	Curt	Bulk
CU21800-10	Yes	Hitch Ball Cover	Yellow	1-7/8in	2in	Curt	Bulk
CU21801		Hitch Ball Cover	Black	1-7/8in	2in	Curt	Pkg
CU21801-01		Hitch Ball Cover	Red	1-7/8in	2in	Curt	Pkg
CU21810		Hitch Ball Cover	Black	2-5/16in	N/A	Curt	Bulk
CU21811		Hitch Ball Cover	Black	2-5/16in	N/A	Curt	Pkg
CU22200		Ball Mount Pouch	Black	17-1/2in	11-1/2in	Curt	Bulk
CU22315		Anti-Rattle Receiver	Zinc	1-1/4in	N/A	Curt	Pkg
CU22321		Anti-Rattle Receiver	Zinc	2in	N/A	Curt	Pkg
CU40103		Hitch Ball Nut & Washer	Chrome	3/4in	N/A	Curt	Pkg
CU40104		Hitch Ball Nut & Washer	Chrome	1in	N/A	Curt	Pkg
CU40105		Hitch Ball Nut & Washer	Chrome	1.25in	N/A	Curt	Pkg
CU45007		Ball Mount Tongue Sleeve	Black	N/A	N/A	Curt	2-1/2in tongue & wrench flat balls
R049-1	Yes	Quiet Hitch	Black	2-1/2in	N/A	Roadmaster	Class V Receiver
R061	Yes	Quiet Hitch	Black	2in	N/A	Roadmaster	Class III Receiver
R061-8		Quiet Hitch Display	Black	N/A	N/A	Roadmaster	Holds 8 Hitches

Balls, Mounts, Pins, Receivers, & Pintles

Balls, Mounts, Pins, Receivers & Pintles

Hitch Balls Ball 1 7/8 in.

Measuring your trailer ball



CURT
Torque specs

Shank Diam.	Torque Specs
3/4"	160 ft. lbs.
1"	250 ft. lbs.
1 1/4"	450 ft. lbs.
2"	4550 ft. lbs.



CURT

**Don't Forget the
Wrench, See Tools!**



CU20001

A: Ball Size B: Shank Diameter C: Shank Length D: Capacity E: Rise F: Mfg.

Item Number	Description	Color	A	B	C	D	E	F	Extra Info
63813	Hitch Ball	Zinc	1-7/8in	3/4in	2-3/8in	2K	N/A	Cequent	Bulk
CU40001	Hitch Ball	Chrome	1-7/8in	3/4in	1-5/8in	2K	N/A	Curt	Bulk
CU40002	Hitch Ball	Chrome	1-7/8in	1in	2-1/8in	3.5K	N/A	Curt	Bulk
CU40015	Hitch Ball	Chrome	1-7/8in	3/4in	2-1/8in	2K	N/A	Curt	Bulk
CU40016	Hitch Ball	Chrome	1-7/8in	3/4in	3in	2K	N/A	Curt	Bulk
CU40017	Hitch Ball	Chrome	1-7/8in	1in	3in	3.5K	N/A	Curt	Bulk
CU40031	Hitch Ball	Chrome	1-7/8in	1in	2-1/8in	3.5K	1in	Curt	Bulk
CU40032	Hitch Ball	Chrome	1-7/8in	1in	2-1/8in	3.5K	2in	Curt	Bulk
CU40050	Hitch Ball	Stainless	1-7/8in	3/4in	2-1/8in	2K	N/A	Curt	Bulk
CU40051	Hitch Ball	Stainless	1-7/8in	1in	2-1/8in	3.5K	N/A	Curt	Bulk
CU40061	Hitch Ball	Chrome	1-7/8in	3/4in	1-5/8in	2K	N/A	Curt	Viz Pk
CU40062	Hitch Ball	Chrome	1-7/8in	1in	2-1/8in	3.5K	N/A	Curt	Viz Pk
CU40063	Hitch Ball	Chrome	1-7/8in	3/4in	2-1/8in	2K	N/A	Curt	Viz Pk
CU40069	Hitch Ball	Chrome	2in	1-1/4in	2-1/4in	10K	N/A	Curt	Viz Pk
CU40071	Hitch Ball	Chrome	1-7/8in	3/4in	3in	2K	N/A	Curt	Viz Pk
CU40072	Hitch Ball	Chrome	1-7/8in	1in	3in	3.5K	N/A	Curt	Viz Pk
CU40080	Hitch Ball	Stainless	1-7/8in	3/4in	2-1/8in	2K	N/A	Curt	Viz Pk
CU40081	Hitch Ball	Stainless	1-7/8in	1in	2-1/8in	3.5K	N/A	Curt	Viz Pk
TT4002	Hitch Ball	Chrome	1-7/8in	1in	2in	6K	N/A	Tuff Tow	Bulk
TT4115	Hitch Ball	Chrome	1-7/8in	3/4in	2-3/8in	2K	N/A	Tuff Tow	Plastic Case

Balls, Mounts, Pins, Receivers, & Pintles

Balls, Mounts, Pins, Receivers & Pintles

Hitch Balls Ball 2 in.

Measuring your trailer ball



CURT
Torque specs

Shank Diam.	Torque Specs
3/4"	160 ft. lbs.
1"	250 ft. lbs.
1 1/4"	450 ft. lbs.
2"	4550 ft. lbs.



CURT

**Don't Forget the
Wrench, See Tools!**



CU2000 I

A: Ball Size B: Shank Diameter C: Shank Length D: Capacity E: Rise F: Mfg.

Item Number	Description	Color	A	B	C	D	E	F	Extra Info
1802076	Hitch Ball- Golf Ball	Stainless	2in	1in	2-1/8in	7K	N/A	Buyers	Bulk
CU40003	Hitch Ball	Chrome	2in	3/4in	1-3/4in	3.5K	N/A	Curt	Bulk
CU40004	Hitch Ball	Chrome	2in	1in	2-1/8in	6K	N/A	Curt	Bulk
CU40018	Hitch Ball	Chrome	2in	3/4in	2-1/8in	3.5K	N/A	Curt	Bulk
CU40019	Hitch Ball	Chrome	2in	3/4in	3in	3.5K	N/A	Curt	Bulk
CU40020	Hitch Ball	Chrome	2in	1in	3in	6K	N/A	Curt	Bulk
CU40033	Hitch Ball	Chrome	2in	1in	2-1/8in	6K	1in	Curt	Bulk
CU40034	Hitch Ball	Chrome	2in	1in	2-1/8in	6K	2in	Curt	Bulk
CU40037	Hitch Ball	Chrome	2in	1in	2-1/8in	7.5K	N/A	Curt	Bulk
CU40038	Hitch Ball	Chrome	2in	1in	2-1/4in	12K	N/A	Curt	Bulk
CU40052	Hitch Ball	Stainless	2in	3/4in	2-1/8in	3.5K	N/A	Curt	Bulk
CU40053	Hitch Ball	Stainless	2in	1in	2-1/8in	6K	N/A	Curt	Bulk
CU40064	Hitch Ball	Chrome	2in	3/4in	1-3/4in	3.5K	N/A	Curt	Viz Pk
CU40065	Hitch Ball	Chrome	2in	3/4in	2-1/8in	3.5K	N/A	Curt	Viz Pk
CU40066	Hitch Ball	Chrome	2in	1in	2-1/8in	6K	N/A	Curt	Viz Pk
CU40073	Hitch Ball	Chrome	2in	3/4in	3in	3.5K	N/A	Curt	Viz Pk
CU40074	Hitch Ball	Chrome	2in	1in	3in	6K	N/A	Curt	Viz Pk
CU40082	Hitch Ball	Stainless	2in	3/4in	2-1/8in	3.5K	N/A	Curt	Viz Pk
CU40083	Hitch Ball	Stainless	2in	1in	2-1/8in	6K	N/A	Curt	Viz Pk
CU40090	Hitch Ball	Chrome	2in	1-1/4in	2-1/4in	10K	N/A	Curt	Bulk
TBC2	Hitch Ball	Chrome	2in	1in	----	10K	N/A	Trimax	Pkgd
TBSX2	Hitch Ball	Stainless	2in	1in	----	10K	N/A	Trimax	Pkgd
TDBC22516	Hitch Ball	Chrome	2in-2-5/16in	1in	----	10K	N/A	Trimax	Pkgd
TDBSX22516	Hitch Ball	Stainless	2in-2-5/16in	1in	----	10K	N/A	Trimax	Pkgd
TT4018	Hitch Ball	Chrome	2in	3/4in	2-3/8in	3.5K	N/A	Tuff Tow	Bulk
TT4037	Hitch Ball	Chrome	2in	1in	2in	7.5K	N/A	Tuff Tow	Bulk
TT4118	Hitch Ball	Chrome	2in	3/4in	2-3/8in	3.5K	N/A	Tuff Tow	Plastic Case
TT4137	Hitch Ball	Chrome	2in	1in	2in	7.5K	N/A	Tuff Tow	Plastic Case

Balls, Mounts, Pins, Receivers, & Pintles

Balls, Mounts, Pins, Receivers & Pintles

Hitch Balls Ball 2 5/16 in.

Measuring your trailer ball



**Don't Forget the
Wrench, See Tools!**

A: Ball Size B: Shank Diameter C: Shank Length D: Capacity E: Rise F: Mfg.

Item Number	SO	Description	Color	A	B	C	D	E	F	Extra Info
1802026		Hitch Ball	Chrome	2-5/16in	1in	2-1/8in	7.5K	N/A	Buyers	Viz Pk
84137		Hitch Ball	Raw	2-5/16in	1-3/8in	2-1/2in	40K	N/A	Atwood	Bulk
BWHB94001	Yes	Hitch Ball	Raw	2-5/16in	1in	2-1/2in	12K	N/A	B&W	Bulk
BWHB94002	Yes	Hitch Ball	Raw	2-5/16in	1-1/4in	2-1/2in	24K	1in	B&W	Bulk
BWHB94003	Yes	Hitch Ball	Raw	2-5/16in	1-1/4in	3-1/4in	24K	1in	B&W	Bulk
BWHB94004	Yes	Hitch Ball	Raw	2-5/16in	1-1/4in	2-1/2in	30K	N/A	B&W	Bulk
BWHB94005	Yes	Hitch Ball	Raw	2-5/16in	1-1/2in	2-3/4in	30K	1in	B&W	Bulk
BWHB94007		Hitch Ball	Raw	2-5/16in	1-3/8in	2-3/4in	30K	1in	B&W	Bulk
CU40005		Hitch Ball	Chrome	2-5/16in	1in	2-1/8in	7.5K	N/A	Curt	Bulk
CU40006		Hitch Ball	Chrome	2-5/16in	1-1/4in	2-1/4in	10K	N/A	Curt	Bulk
CU40007		Hitch Ball	Chrome	2-5/16in	1in	2-1/4in	10K	N/A	Curt	Bulk
CU40021		Hitch Ball	Chrome	2-5/16in	1in	3in	6K	N/A	Curt	Bulk
CU40022		Hitch Ball	Chrome	2-5/16in	1-1/4in	3in	6K	N/A	Curt	Bulk
CU40030		Hitch Ball	Chrome	2-5/16in	1-1/4in	2-5/16in	15K	N/A	Curt	Bulk
CU40035		Hitch Ball	Chrome	2-5/16in	1-1/4in	2-1/4in	10K	1in	Curt	Bulk
CU40036		Hitch Ball	Chrome	2-5/16in	1-1/4in	2-1/4in	10K	2in	Curt	Bulk
CU40039		Hitch Ball	Chrome	2-5/16in	1in	2-1/4in	12K	N/A	Curt	Bulk
CU40041		Hitch Ball	Raw	2-5/16in	1-1/4in	2-1/4in	30K	N/A	Curt	Bulk
CU40042		Hitch Ball	Raw	2-5/16in	1in	2-1/4in	12K	N/A	Curt	Bulk
CU40043		Hitch Ball	Raw	2-5/16in	1-1/4in	2-1/4in	25K	1in	Curt	Bulk
CU40044		Hitch Ball	Raw	2-5/16in	1-1/4in	2-1/4in	25K	2in	Curt	Bulk
CU40054		Hitch Ball	Stainless	2-5/16in	1in	2-1/8in	7.5K	N/A	Curt	Bulk
CU40067		Hitch Ball	Chrome	2-5/16in	1in	2-1/8in	7.5K	N/A	Curt	Viz Pk
CU40068		Hitch Ball	Chrome	2-5/16in	1-1/4in	2-5/8in	10K	N/A	Curt	Viz Pk
CU40075		Hitch Ball	Chrome	2-5/16in	1in	3in	6K	N/A	Curt	Viz Pk
CU40076		Hitch Ball	Chrome	2-5/16in	1-1/4in	3in	6K	N/A	Curt	Viz Pk
CU40084		Hitch Ball	Stainless	2-5/16in	1in	2-1/8in	7.5K	N/A	Curt	Viz Pk
CU40091		Hitch Ball	Raw	2-5/16in	2in	3-1/2in	30K	N/A	Curt	Bulk
HB94050		Hitch Ball	Chrome	2-5/16in	1-1/4in	2-1/2in	16K	N/A	B&W	Bulk
TBC2516		Hitch Ball	Chrome	2-5/16in	1in	----	10K	N/A	Trimax	Pkgd
TBSX2516		Hitch Ball	Stainless	2-5/16in	1in	----	10K	N/A	Trimax	Pkgd
TT4005		Hitch Ball	Chrome	2-5/16in	1in	2in	7.5K	N/A	Tuff Tow	Bulk
TT4039		Hitch Ball	Chrome	2-5/16in	1-1/4in	2-1/2in	12K	N/A	Tuff Tow	Bulk
TT4105		Hitch Ball	Chrome	2-5/16in	1in	2in	7.5K	N/A	Tuff Tow	Plastic Case
TT4139		Hitch Ball	Chrome	2-5/16in	1-1/4in	2-1/2in	12K	N/A	Tuff Tow	Plastic Case

Balls, Mounts, Pins, Receivers, & Pintles

Balls, Mounts, Pins, Receivers & Pintles

Hitch Balls Ball 3 in.



CU40092

CURT trailer balls are engineered to the highest quality & specifications for fit, performance and endurance, with a quality finish and fine threads for more holding strength. They all meet the U.S. V5 specifications and are tested for your safety.

A: Ball Size **B:** Shank Diameter **C:** Shank Length **D:** Capacity **E:** Rise **F:** Mfg.

Item Number	Description	Color	A	B	C	D	E	F
CU40092	Hitch Ball	Raw	3in	2in	3-1/2in	30K	N/A	Curt

Balls, Mounts, Pins, Receivers, & Pintles

Balls, Mounts, Pins, Receivers & Pintles

Hitch Balls Interchangeable Balls Interchangeable Ball Kits



A: Shank Dia. **B:** Ball 1 **C:** Ball 2 **D:** Ball 3 **E:** Shank Length **F:** Capacity **G:** Mfg.

Item Number	Description	Color	A	B	C	D	E	F	G
CAB004	Interchangeable 3-Ball Box	White	N/A	N/A	N/A	N/A	N/A	N/A	Conv Ball
CAB005	Shank Cover	Red	----	----	----	----	----	----	Conv Ball
CAB800	Interchangeable Dual Ball Kit	Chrome	3/4in	1-7/8in	2in	N/A	3/4in	3.5K	Conv Ball
CAB900	Interchangeable Tri Ball Kit	Chrome	1in	1-7/8in	2in	2-5/16in	2-1/4in	10K	Conv Ball
CAB901	Interchangeable Dual Ball Kit	Chrome	1in	1-7/8in	2in	N/A	2-1/4in	10K	Conv Ball
CAB902	Interchangeable Tri Ball Kit	Stainless Steel	1in	1-7/8in	2in	2-5/16in	2-1/4in	10K	Conv Ball
CAB904	Interchangeable Dual Ball Kit	Chrome	1in	2in	2-5/16in	N/A	2-1/4in	10K	Conv Ball
CAB906	Interchangeable Tri Ball Kit	Stainless Steel	1in	1-7/8in	2in	2-5/16in	2-1/4in	10K	Conv Ball
CU350001P	Interchangeable Storage Case	Black	N/A	N/A	N/A	N/A	N/A	N/A	Curt
CU350002P	Shank Cover	Black	3/4in	N/A	N/A	N/A	N/A	N/A	Curt
CU350003P	Shank Cover	Red	3/4in	N/A	N/A	N/A	N/A	N/A	Curt
CU350004P	Shank Cover	Black	1in	N/A	N/A	N/A	N/A	N/A	Curt
CU350005P	Shank Cover	Red	1in	N/A	N/A	N/A	N/A	N/A	Curt
CU41782	Interchangeable Dual Ball Kit	Chrome	3/4in	1-7/8in	2in	N/A	1-5/8in	3.5K	Curt
CU41783	Interchangeable Dual Ball Kit	Chrome	3/4in	1-7/8in	2in	N/A	2-1/4in	3.5K	Curt
CU42178	Interchangeable Dual Ball Kit	Chrome	1in	1-7/8in	2in	N/A	2-1/4in	6K	Curt
CU42225	Interchangeable Tri Ball Kit	Chrome	1in	1-7/8in	2in	2-5/16in	2-1/4in	8K	Curt
CU42280	Interchangeable Dual Ball Kit	Chrome	1in	2in	2-5/16in	N/A	2-1/4in	8K	Curt

Balls, Mounts, Pins, Receivers, & Pintles

Balls, Mounts, Pins, Receivers & Pintles

Hitch Balls Interchangeable Balls Replacement Balls

A: Ball Size B: Capacity C: Mfg.

Item Number	Description	Color	A	B	C
CAB300	Interchangeable Hitch Ball	Chrome	1-7/8in	3.5K	Conv Ball
CAB301	Interchangeable Hitch Ball	Stainless	1-7/8in	3.5K	Conv Ball
CAB400	Interchangeable Hitch Ball	Chrome	2in	5K	Conv Ball
CAB401	Interchangeable Hitch Ball	Stainless	2in	5K	Conv Ball
CAB600	Interchangeable Hitch Ball	Chrome	2-5/16in	10K	Conv Ball
CAB601	Interchangeable Hitch Ball	Stainless	2-5/16in	10K	Conv Ball
CU200000	Interchangeable Hitch Ball	Chrome	2in	6K	Curt
CU200000P	Interchangeable Hitch Ball	Stainless	2in	6K	Curt
CU200003	Interchangeable Hitch Ball	Chrome	2in	8K	Curt
CU200003P	Interchangeable Hitch Ball	Stainless	2in	8K	Curt
CU230003P	Interchangeable Hitch Ball	Chrome	2-5/16in	8K	Curt
CU780000	Interchangeable Hitch Ball	Chrome	1-7/8in	6K	Curt
CU780000P	Interchangeable Hitch Ball	Stainless	1-7/8in	6K	Curt
CU780003	Interchangeable Hitch Ball	Stainless	1-7/8in	8K	Curt
CU780003P	Interchangeable Hitch Ball	Stainless	1-7/8in	8K	Curt </td



Replacement Shanks

A: Shank OD B: Shank Length C: Capacity D: Mfg.

Item Number	Description	Color	A	B	C	D
CAB102	Interchangeable Shank	Chrome	1in	2-1/4in	10K	Conv Ball
CAB104	Interchangeable Shank	Stainless	3/4in	1-3/4in	3.5K	Conv Ball
CAB105	Interchangeable Shank	Chrome	1in	3in	10K	Conv Ball
CAB106	Interchangeable Shank	Stainless	1in	2-1/4in	10K	Conv Ball
CU100000	Interchangeable Shank	Chrome	1in	2-1/4in	6K	Curt
CU180003	Interchangeable Shank	Chrome	1in	2-1/4in	6K	Curt
CU340000	Interchangeable Shank	Chrome	3/4in	1-5/8in	3.5K	Curt
CU340001	Interchangeable Shank	Chrome	3/4in	2-1/4in	3.5K	Curt
CU42100	Interchangeable Shank	Chrome	1in	2-1/4in	6K	Curt



DESIGNED FOR SAFETY AND TOP PERFORMANCE.

No tools required.

No attachment pin to remove.

More time for recreation, less time in preparation.



Slide on



Twist



Ready to Tow!



- Constructed from premium grade steel with nickel-chrome plating for long life.
- Switch-Ball™ is guaranteed for life against defects in manufacturing.
- Switch-Ball™ complies with National Standard SAE-J684 and V-5 Regulations for conversion ball sets.
- The exclusive 'J' Groove design ensures with the ball installed on the shank and engaged by a coupler, the hitching system is secure and has been proven safe through independent testing.
- Designed so the weight bearing capacity is resting on the shank taking the stress away from the ball freeing the coupler from friction and binding, providing smoother and safer towing.
- US Patent #5,169,168 Canadian Patent #1,325,445.



Balls, Mounts, Pins, Receivers, & Pintles

Balls, Mounts, Pins, Receivers & Pintles

Hitch Pins, Locks Hitch Pins



CU21400 5/8RP
CU21401 TT5/8RP
CU21500
CU21501
CU21580
CU21581



CU21410
CU21411
CU21510
CU21511



CU21541
CU21551
CU23581
CU23582
SXTX200
TX125



CU21578
CU21579



1376XDAT



ITD9121
ITD9121-CRM

A: Diameter B: Second Diameter C: Length D: Mfg.

Item Number	SO	Description	Color	A	B	C	D	Extra Info
1376XDAT		Receiver Pin	Stainless	1/2in	5/8in	3in	Master	Pkg
5/8RP		Receiver Pin w/Clip	Zinc	5/8in	----	3-3/4in	Buyers	Bagged
CU21400		Receiver Pin w/Clip	Zinc	1/2in	N/A	2-1/8in	Curt	Bulk
CU21401		Receiver Pin w/Clip	Zinc	1/2in	N/A	2-1/4in	Curt	Pkg
CU21410		Receiver Pin w/Clip	Zinc	1/2in	N/A	2-1/4in	Curt	Bulk
CU21411		Receiver Pin w/Clip	Zinc	1/2in	N/A	2-1/4in	Curt	Pkg
CU21500		Receiver Pin w/Clip	Zinc	5/8in	----	3-1/2in	Curt	Bulk
CU21501		Receiver Pin w/Clip	Zinc	5/8in	N/A	3-1/2in	Curt	Pkg
CU21510		Receiver Pin w/Clip	Zinc	5/8in	N/A	3-3/4in	Curt	Bulk
CU21511		Receiver Pin w/Clip	Zinc	5/8in	N/A	3-3/4in	Curt	Pkg
CU21541		Receiver Swivel Pin Lock	Chrome	1/2in	N/A	2-1/4in	Curt	Pkg
CU21551		Receiver Swivel Pin Lock	Chrome	5/8in	N/A	----	Curt	Pkg
CU21578		Receiver Pin w/Clip	Black	5/8in	N/A	3-1/2in	Curt	Bulk
CU21579		Receiver Pin w/Clip	Black	5/8in	N/A	3 1/2in	Curt	Pkg
CU21580		Receiver Pin w/Clip	Zinc	5/8in	N/A	4in	Curt	Bulk
CU21581		Receiver Pin w/Clip	Zinc	5/8in	N/A	4in	Curt	Pkg
CU23581		Receiver Swivel Pin Lock	Stainless	1/2in	N/A	2-1/4in	Curt	Pkg
CU23582		Receiver Pin	Stainless	5/8in	N/A	3in	Curt	Pkg
ITD9121		XD Standard Side Pin	Zinc	N/A	N/A	----	Inventive	Pkg
ITD9121-CRM		XD Standard Side Pin	Chrome	N/A	N/A	----	Inventive	Pkg
SXTX200		Receiver Swivel Pin Lock	Stainless	5/8in	N/A	----	Trimax	Pkg
TT5/8RP		Receiver Pin w/Clip	Chrome	5/8in	N/A	3-3/4in	Tuff-Tow	Pkg
TX125	Yes	Receiver Swivel Pin Lock	Chrome	1/2in	N/A	2-1/8in	Trimax	Pkg

Balls, Mounts, Pins, Receivers, & Pintles

Balls, Mounts, Pins, Receivers & Pintles

Hitch Pins, Locks Pins & Clips Replacement

A: Diameter B: Length C: Mfg.

Item Number	Description	A	B	C	Extra Info
CU21600	Pin Clip	.178in	3.33in	Curt	Bulk
CU21601	Pin Clip	.178in	3.33in	Curt	Viz Pk
HP12	Pin Clip	.157in	3.25in	Buyers	Bulk
RPCLIP	Pin Clip	.116in	2.71in	Buyers	Bulk
TTRPC1	Pin Clip	.157in	3.25in	Tuff-Tow	Bulk



Balls, Mounts, Pins, Receivers & Pintles

TRAILER & TOWING PARTS



Balls, Mounts, Pins, Receivers, & Pintles